

LATVIJAS BANKA

FINANCIAL STATEMENTS OF LATVIJAS BANKA
FOR THE YEAR ENDED 31 DECEMBER 2016

INDEPENDENT AUDITORS' REPORT TO THE COUNCIL
OF LATVIJAS BANKA

CONTENTS

Balance Sheet	3
Profit and Loss Statement	5
Statement of Total Recognised Gains and Losses	6
Notes to the Financial Statements	7
Independent Auditors' Report to the Council of Latvijas Banka	48

ABBREVIATIONS

APP	asset purchase programme
BIS	Bank for International Settlements
EC	European Commission
ECB	European Central Bank
ESCB	European System of Central Banks
EU	European Union
FCMC	Financial and Capital Market Commission
IMF	International Monetary Fund
NCB	national central bank
OECD	Organisation for Economic Co-operation and Development
OTC	over-the-counter
SDR	Special Drawing Rights
ST	solidarity tax
UK	United Kingdom
US	United States of America
PSPP	public sector asset purchase programme

BALANCE SHEET

(at the end of the year; in thousands of euro)

	Note ¹	2016	2015
ASSETS			
Gold and gold receivables	6	234 305	207 670
Claims on non-euro area residents denominated in foreign currency	7	3 092 076	2 949 979
Receivables from the International Monetary Fund		153 992	153 780
Balances with banks and security investments, external loans and other external assets		2 938 084	2 796 199
Claims on euro area residents denominated in foreign currency	8	358 839	541 073
Claims on non-euro area residents denominated in euro	9	144 564	169 490
Lending to euro area credit institutions related to monetary policy operations denominated in euro	10	257 160	263 730
Longer-term refinancing operations		257 160	263 730
Other claims on euro area credit institutions denominated in euro	11	9 071	2 491
Securities of euro area residents denominated in euro	12	6 319 754	3 015 433
Securities held for monetary policy purposes		4 357 306	1 808 374
Other securities		1 962 448	1 207 059
Intra-Eurosystem claims	13	4 195 918	3 802 596
Participating interest in the European Central Bank		115 082	115 082
Claims equivalent to the transfer of foreign reserves		163 480	163 480
Other claims within the Eurosystem		3 917 356	3 524 034
Other assets	14	160 618	166 225
TOTAL ASSETS		14 772 305	11 118 687

¹ The accompanying Notes set out on pages 7 to 47 are an integral part of these financial statements.

<i>(continued)</i>	(at the end of the year; in thousands of euro)		
	Note	2016	2015
LIABILITIES			
Banknotes in circulation	15	4 150 106	3 992 436
Liabilities to euro area credit institutions related to monetary policy operations denominated in euro	16	4 191 147	4 784 410
Current accounts (covering the minimum reserve system)		4 191 147	4 784 410
Other liabilities to euro area credit institutions denominated in euro	17	720	8 830
Liabilities to other euro area residents denominated in euro	18	212 239	145 894
General government		46 710	38 055
Other liabilities		165 529	107 839
Liabilities to non-euro area residents denominated in euro	19	17 888	9 099
Liabilities to euro area residents denominated in foreign currency	20	159 844	155 228
Liabilities to non-euro area residents denominated in foreign currency	21	–	478
Intra-Eurosystem liabilities	13	5 292 395	1 312 104
Liabilities related to TARGET2 and correspondent accounts (net)		5 292 395	1 312 104
Other liabilities	22	294 614	258 853
Capital and reserves	23	453 352	451 355
TOTAL LIABILITIES		14 772 305	11 118 687

PROFIT AND LOSS STATEMENT

(in thousands of euro)

	Note	2016	2015
Net interest income	33	56 801	44 953
Interest income		102 982	64 696
Interest expense		-46 181	-19 743
Net result of financial operations, recognition of revaluation result in profit and loss statement and financial risk provisions		-100 590	-11 717
Realised gains arising from financial operations	34	38 539	37 216
Recognition of revaluation result on financial assets and positions in profit and loss statement	23, 35	-52 729	-13 633
Provisions for market risk and credit risk	36	-86 400	-35 300
Net expense from fees and commissions		-2 200	-1 388
Fees and commissions income		396	422
Fees and commissions expense		-2 596	-1 810
Income from participating interest	37	5 242	4 157
Net result of pooling of monetary income	38	10 834	25 675
Other operating income	39	81 051	1 762
NET INCOME		51 138	63 442
Remuneration	40	-17 184	-16 932
Social security costs and solidarity tax	40	-3 852	-3 518
Banknote and coin acquisition costs	41	-7 283	-1 955
Depreciation of fixed assets and amortisation of intangible assets	14	-3 755	-3 722
Other operating expenses	42	-7 291	-7 278
PROFIT OF THE REPORTING YEAR		11 773	30 037

STATEMENT OF TOTAL RECOGNISED GAINS AND LOSSES

(in thousands of euro)


	Note	2016	2015
Profit of the reporting year		11 773	30 037
Revaluation	23	-16 416	-13 537
Realisation of the accumulated revaluation result	23	-26 565	-33 773
Recognition of revaluation result on financial assets and positions in profit and loss statement	23, 35	52 729	13 633
Total changes in the valuation account	23	9 748	-33 677
TOTAL		21 521	-3 640

The financial statements, which are set out on pages 3 to 47, were authorised by the Board of Latvijas Banka on 10 March 2017.


BOARD OF LATVIJAS BANKA




Māris Kālis
Chairman of the Board




Ilze Pošuma
Deputy Chair of the Board




Jānis Blūms
Member of the Board



Jānis Čaune
Member of the Board



Harijs Ozols
Member of the Board



Raivo Vanags
Member of the Board

NOTES TO THE FINANCIAL STATEMENTS

1. PRINCIPAL ACTIVITIES

Latvijas Banka is the central bank of the Republic of Latvia and a member of the ESCB and the Eurosystem. It was established on 19 September 1922 (re-established in 1990). In its activities, Latvijas Banka complies with the Republic of Latvia and EU legislation as well as ECB legal acts in compliance with the Treaty on the Functioning of the European Union and the Statute of the ESCB and of the ECB.

Pursuant to the Law on Latvijas Banka, the primary goal of Latvijas Banka is to maintain price stability. Latvijas Banka has the following primary tasks:

- participate in the formulation and implementation of the Eurosystem's monetary policy;
- manage the foreign reserves and other financial investments;
- ensure cash currency circulation in Latvia and participate in providing the cash currency circulation in the euro area;
- promote smooth functioning of payment systems;
- compile and publish statistical information in order to ensure the performance of the tasks of Latvijas Banka;
- cooperate with the ECB, the central banks of other EU Member States and other countries, as well as other financial institutions;
- operate as the financial agent of Latvia's government and provide financial services to other market participants;
- act as an advisor to the Saeima (Parliament) and Cabinet of Ministers of the Republic of Latvia on monetary policy issues and other issues related to the implementation of the tasks of Latvijas Banka;
- maintain the Credit Register;
- issue licences to legal persons listed in the Register of Enterprises of the Republic of Latvia, except credit institutions, for the purchase and sale of foreign currency as a commercial activity.

On 1 July 2016, Latvijas Banka started to implement the function of the National Analysis Centre and the Coin National Analysis Centre, thus ensuring efficient analysis of currency counterfeits and considerably speeding up their registration and systematisation.

Latvijas Banka neither seeks nor takes instructions from the government of Latvia and other EU Member States, EU institutions and other national, foreign or international institutions and their entities. Latvijas Banka is independent in setting and implementing policy under its legal mandate. Latvijas Banka is supervised by the Saeima of the Republic of Latvia.

Latvijas Banka's operation related to the execution of its tasks is mainly financed from income received from its investment management.

The Head Office of Latvijas Banka is situated at K. Valdemāra iela 2A, Riga. Latvijas Banka manages the storage, processing and circulation of cash through its branches in Riga and Liepāja.

2. PRINCIPAL ACCOUNTING POLICIES

A summary of the principal accounting policies adopted by Latvijas Banka in the preparation of these financial statements is set out below.

2.1 Change in accounting policies

The Council of Latvijas Banka introduced amendments to the "Financial Accounting Policy of Latvijas Banka" providing that those lats banknotes and coins issued by Latvijas Banka that have not been yet exchanged for the euro banknotes and coins are reported in the balance sheet considering the exchange probability of lats banknotes and coins. As a result of amendments to the accounting policies, liabilities for the issued lats banknotes and coins have been reduced by 78.1 million euro, recognising respective income (see Notes 22.1 and 39). The change in accounting policies has been applied prospectively.

2.2 Basis of preparation

These financial statements have been prepared in accordance with the Guideline of the ECB of 3 November 2016 on the legal framework for accounting and financial reporting in the European System of Central Banks (recast) (ECB/2016/34), Financial Accounting Policy of Latvijas Banka approved by Latvijas Banka's Council, and the requirements of the Law on Latvijas Banka governing financial reporting.

2.3 Basis of measurement

These financial statements have been prepared in accordance with the historical cost basis of accounting. Gold, debt securities (except held-to-maturity debt securities and securities held for monetary policy purposes that are measured at amortised cost), participating interest (except the participating interest in the ECB), currency future contracts and interest rate derivatives are accounted for at fair value. Forward exchange rate contracts and currency

swap arrangements are valued according to the principles described in Note 2.16. The comparison of the book value and fair value of these instruments is provided in Note 5.

2.4 Fair value of financial assets and financial liabilities

Fair value is the price at which a financial asset could be sold or financial liability could be transferred in an orderly transaction between market participants at the measurement date.

Fair value of financial instruments is determined by Latvijas Banka using quoted prices in active markets, other financial market information sources or discounted cash flows. The discounted cash flows are modelled using quoted market prices of financial instruments and money market interest rates. The breakdown of assets measured at fair value as well as of financial instruments that have not been measured at their fair value but whose estimated fair value is different from their book value, taking into account the hierarchy of fair value determination, is provided in Note 5.

2.5 Foreign currency and gold translation

For foreign currency translation Latvijas Banka applies foreign exchange rates published by the ECB. The price of gold is set on the basis of the quoted gold market price in US dollars and the exchange rate of the US dollar against the euro published by the ECB. The exchange rate of the SDR is set on the basis of the weights of the SDR basket of currencies published by the IMF and the exchange rates of the respective currencies published by the ECB.

Transactions denominated in foreign currencies are recorded in euro at the respective exchange rates on the day of the transaction. Monetary assets and liabilities denominated in foreign currencies are translated into euro at the exchange rates at the end of the reporting period. Non-monetary assets and liabilities, measured at cost or amortised cost, are translated into euro at the exchange rate for the respective foreign currency on the day of the transaction.

Transactions in foreign currencies are included in the calculation of net foreign currency position of the respective currency. The transactions in foreign currencies reducing the respective currency position result in realised gains or losses. Any gain or loss arising from revaluation of transactions in foreign currencies and foreign currency positions are credited or charged to the profit and loss statement or the balance sheet item "Capital and reserves" as the foreign currency revaluation reserve ("Valuation account") in accordance with the principles referred to in Note 2.24. The principles referred to herein and in Note 2.24 for valuation and recording of transactions denominated in foreign currencies are also applied to gold.

The exchange rates of major foreign currencies (currency units per euro) and gold price (euro per troy ounce) in euro used in the preparation of the balance sheet for the year ended 31 December 2016 and the year ended 31 December 2015 are as follows:

	(at the end of the year)		
	2016	2015	Changes (%)
US dollar (USD)	1.0541	1.0887	-3.2
Japanese yen (JPY)	123.40	131.07	-5.9
Canadian dollar (CAD)	1.4188	1.5116	-6.1
British pound sterling (GBP)	0.85618	0.73395	16.7
Gold (XAU)	1098.046	973.225	12.8

2.6 Recognition and derecognition of financial assets and financial liabilities

Financial assets and financial liabilities are recognised in the balance sheet when Latvijas Banka becomes a contractual party in the respective financial transaction.

A financial asset is derecognised when the contractual rights to cash flows arising from the respective financial asset expire or are transferred, thereby risks and rewards related to the particular asset are transferred, and Latvijas Banka does not retain control over the asset. Financial liabilities are derecognised when the respective obligations are settled.

A regular way purchase or sale of financial assets is recognised and derecognised on the settlement day.

2.7 Offsetting financial assets and financial liabilities

Financial assets and financial liabilities are offset and the net amount in the financial statements is reported only in cases when there is a legally enforceable right to set off the recognised amounts, and there is an intention to dispose of the respective assets and settle the liability simultaneously.

2.8 Use of estimates and assumptions

Estimates and assumptions have been made in the preparation of the financial statements that affect the amounts of certain assets, liabilities and contingent liabilities reported in the financial statements. Future events may affect the above-mentioned estimates and assumptions. The effect of a change in such estimates and assumptions is reported in the financial statements for the reporting year and each year in the future to which it refers.

The major estimates and assumptions in the preparation of the financial statements have been made with respect to the following: impairment of assets (see Note 2.20), the method for establishing the fair value of the BIS shares (see Note 14.2), the exchange probability of those Latvian banknotes and coins that have not been yet exchanged for the euro banknotes and coins (see Note 2.21), the useful life of fixed assets and intangible assets (see Notes 2.18 and 2.19), the repurchasing probability of collector coins (see Note 2.22), provisions for market risk and credit risk (see Notes 2.23 and 36), the breakdown of fair value determination (see Note 5), and the method of recognising a part of the initial valuation account balance in profit and loss statement (see Note 23).

2.9 Gold and gold receivables

Gold is stated at market value in the balance sheet in accordance with the principles described in Note 2.5.

Any gain or loss arising from transactions in gold and revaluation of gold reserves is credited or charged to the profit and loss statement or the balance sheet item "Capital and reserves" as the foreign currency revaluation reserve in accordance with the principles described in Note 2.24.

2.10 Debt securities

Debt securities are stated at fair value in the balance sheet, except those held to maturity and securities held for monetary policy purposes, measured at amortised cost. Securities held to maturity are securities with fixed or determinable payments and fixed maturity which Latvijas Banka intends to hold to maturity.

Interest on securities, including premium and discount, is recognised in the profit and loss statement as interest income (see Note 2.25).

Gain or loss arising from transactions in debt securities and revaluation of the debt securities stated at fair value are credited or charged to the profit and loss statement or the balance sheet item "Capital and reserves" as the securities revaluation reserve in accordance with the principles referred to in Note 2.24.

2.11 Reverse repurchase agreements

Reverse repurchase agreements are accounted for as financing transactions. Securities purchased under reverse repurchase agreements are not reported on Latvijas Banka's balance sheet. The related funding provided to the counterparty is reported on Latvijas Banka's balance sheet at nominal value as claims on the seller of the securities.

The difference between the purchase and resale price of securities is gradually recognised as interest income in the profit and loss statement over the term of the agreement.

2.12 Repurchase agreements

Repurchase agreements are accounted for as financing transactions. Securities sold under repurchase agreements are reported on Latvijas Banka's balance sheet along with other securities that are not involved in these transactions. Funding received from such sales is reported on the balance sheet at nominal value as a liability to the purchaser of the securities.

The difference between the sale and repurchase price of securities is recognised as interest expense in the profit and loss statement over the term of the agreement.

2.13 Securities lending

Securities lent under automated security lending programme agreements are reported on Latvijas Banka's balance sheet along with other securities that are not involved in these transactions. Only cash collateral placed on the account of Latvijas Banka is recognised in the balance sheet.

Income from securities lending transactions is recognised as interest income in the profit and loss statement.

2.14 Loans to credit institutions, deposits and similar financial claims and financial liabilities

Loans to credit institutions, deposits and similar financial claims and financial liabilities are recorded at nominal value in the balance sheet.

2.15 Participating interest

Participating interest includes long-term investments of Latvijas Banka in equity instruments. Latvijas Banka has no control or significant influence in any institution, therefore participating interest is not accounted for as an investment in a subsidiary or an associate. Equity instruments are reported at fair value in the balance sheet, except participating interest in the ECB, which is reported at cost in the balance sheet in accordance with the ECB's legal framework for accounting and financial reporting.

The change in fair value of participating interest is reported under the balance sheet item "Capital and reserves" as the revaluation reserve for equity instruments.

2.16 Derivative financial instruments

Latvijas Banka enters into commitments involving forward exchange rate contracts, currency and interest rate swap arrangements, and interest rate and currency future contracts, which are reported in off-balance sheet accounts at their contract or notional amount. Forward exchange rate contracts and currency swap arrangements are included in the net position of the respective currency on the transaction day at the spot rate of the transaction and are recorded in the balance sheet in euro at the exchange rate of the respective currency at the end of the reporting period. Other derivative financial instruments are reported in the balance sheet at fair value.

Interest on derivative financial instruments, including the spot and forward interest rate spread of forward exchange rate contracts and currency swap arrangements, is recognised in the profit and loss statement as interest income or interest expense over the term of the agreement. Any gain or loss arising from a change in fair value of interest rate and currency future contracts is included in the profit and loss statement taking into account settlement. Any gain or loss arising from a change in fair value of other derivative financial instruments is credited or charged to the profit and loss statement or the balance sheet item "Capital and reserves" as the revaluation reserve in accordance with the principles referred to in Note 2.24.

2.17 Accrued interest income and expense

Accrued interest income and expense are reported under balance sheet items of other assets or other liabilities.

2.18 Fixed assets

Fixed assets are tangible long-term investments with the useful life of over one year. Capitalisation limit of fixed assets is 150 euro, except the costs related to real estate improvements and replacement of fixed asset parts for which the Board of Latvijas Banka has set a higher capitalisation limit depending on their significance. Fixed assets are used in the provision of services as well as in the maintenance of other fixed assets and to ensure operation of Latvijas Banka.

Fixed assets are recorded at cost less accumulated depreciation and impairment, if any.

Depreciation is recognised using the straight-line method over the estimated useful life of the asset. Assets under construction or development, land and works of art are not depreciated. Buildings and structures are accounted by separate components, with individual useful life set for each such component.

In 2016, the useful lives set for fixed assets were not changed. In 2016 and 2015, the useful lives set for fixed assets were as follows:

	(years)	
	2016	2015
Buildings and their components, improvements to territory, incl.	5–100	5–100
structures	100	100
finishing, equipment and engineering communications	5–20	5–20
Transport vehicles	10–15	10–15
Office equipment and tools	5–25	5–25
Cash processing, verifying and storage equipment	5–15	5–15
Computer and telecommunication equipment	2–5	2–7
Other fixed assets	5–15	5–15

In accordance with generally accepted principles for hedge accounting, the cost of individual fixed assets includes an effective result arising from financial instruments designated as hedges of exchange risk associated with development of the respective fixed assets.

2.19 Intangible assets

Intangible assets are long-term investments without physical substance with a useful life of over one year. Capitalisation limit of intangible assets is 150 euro. Intangible assets include software application rights and other rights.

Intangible assets are reported in the balance sheet at cost less accumulated amortisation and impairment, if any.

Acquisition costs of intangible assets are amortised over the useful life of the respective assets using the straight-line method; however, this period may not exceed 10 years.

Costs related to software development by Latvijas Banka are recognised in the profit and loss statement when incurred.

2.20 Impairment of assets

An asset is impaired when its carrying amount exceeds its recoverable amount. Upon detecting any indications of impairment of an asset, the recoverable amount of the respective asset is estimated. If the recoverable amount is less than the carrying amount of the respective asset, adequate impairment allowances for the respective asset are made. Such impairment allowances are recognised in the profit and loss statement with a respective reduction in the asset's carrying amount.

The ECB carries out impairment assessment of securities held for monetary policy purposes, identifying any potential changes in future cash flows and any other factors encumbering the fulfilment of the liabilities by the securities issuer. Assets are impaired when the carrying amount of securities held for monetary policy purposes exceed their recoverable amount. The latter in its turn is defined as the present value of a future cash flow estimate. The ECB Governing Council approves the results of the asset impairment assessment carried out by the ECB.

2.21 Currency in circulation

In view of the fact that euro banknotes are issued by all euro area NCBs and the ECB, they report a certain share of the total amount of euro banknotes issued by the Eurosystem on their balance sheets. The share allocated to the ECB is 8% of the total amount of euro banknotes issued by the Eurosystem; the remaining 92% are allocated to the NCBs in proportion to their share in the ECB's capital and reported under the balance sheet item "Banknotes in circulation". Of the total amount of euro banknotes issued by the Eurosystem, the share allocated to Latvijas Banka is larger than the actual net amount of euro banknotes it has issued (see Note 15); consequently, claims on the ECB for the allocation of banknotes are reported under the balance sheet item "Intra-Eurosystem claims".

Pursuant to the Law on the Procedure for Introducing the Euro, the period for exchanging the lats cash to the euro at Latvijas Banka is unlimited.

The lats banknotes and coins issued by Latvijas Banka which have not been yet exchanged for the euro banknotes and coins are disclosed in the balance sheet considering the exchange probability of such lats banknotes and coins within 20 years from the euro changeover.

Euro coins and the lats banknotes and coins in circulation issued by Latvijas Banka that have been recognised as liabilities by Latvijas Banka, except collector coins, are reported under the balance sheet item "Other liabilities" at nominal value.

2.22 Collector coins

Collector coins sold are not included in the balance sheet liabilities, as the repurchasing probability of those coins is low or the value of precious metals of which the coins are made exceeds the nominal value. Proceeds from sales of collector coins are recognised in the profit and loss statement when incurred. The accounting principles established with respect to collector coins are applied to the lats gold circulation coins and collector coins.

2.23 Provisions

Provisions are recognised in the financial statements when Latvijas Banka has incurred a present legal or constructive obligation arising from a past event or transaction and a reliable estimate can be made of the obligation and it can be expected to result in a cash outflow from Latvijas Banka.

In addition, on the basis of reasonable risk estimates, Latvijas Banka's Council decides on making provisions for market risk (price, interest rate and currency risks) and credit risk associated with Latvijas Banka's investment management and other financial transactions (see also Note 36).

2.24 Recognition of gains or losses on financial instruments, foreign currency and gold position

Gains or losses on financial instruments, foreign currency and gold position are recognised in accordance with the following principles provided by the ECB's legal framework for accounting and financial reporting:

- (a) realised gains and losses shall be recognised in the profit and loss statement;
- (b) unrealised gains shall be recognised in the balance sheet item "Capital and reserves" as the revaluation reserve;
- (c) unrealised losses recognised in the balance sheet item "Capital and reserves" as the revaluation reserve at the end of the reporting year shall be transferred to the profit and loss statement if they exceed the previous revaluation gain on the respective financial instrument, foreign currency or gold position;
- (d) unrealised losses recognised in the profit and loss statement at the end of the reporting year shall not be reversed and offset by unrealised gains of the respective financial instrument, foreign currency or gold position in the subsequent years;
- (e) there shall be no netting of unrealised losses in a financial instrument, foreign currency or gold position against unrealised gains in other financial instrument, foreign currency or gold position.

The average cost method shall be used to calculate realised and unrealised gains and losses of financial instrument, foreign currency and gold position. The average cost of financial instrument, foreign currency or gold

position shall be increased or reduced by unrealised losses that are recognised in the profit and loss statement at year-end.

2.25 Interest income and expense

Interest income and expense are recognised in the profit and loss statement on an accrual basis.

Interest income includes interest on securities, securities lending, deposits placed, loans granted, forward exchange rate contracts, currency and interest rate swap arrangements, intra-Eurosystem claims, as well as negative interest on deposits received. Interest on securities also includes premium and discount, which is amortised over the remaining life of the respective securities using the straight-line method.

Interest expense includes interest on deposits received from the Latvian government, credit institutions and other financial institutions, as well as interest on forward exchange rate contracts and currency and interest rate swap arrangements, intra-Eurosystem liabilities, as well as negative interest on deposits placed.

In the profit and loss statement received negative interest is reported as interest income; paid negative interest is reported as interest expense. Accrued negative interest on balance sheet liabilities is reported under the balance sheet item "Other assets"; accrued negative interest on balance sheet assets is reported under the balance sheet item "Other liabilities".

2.26 Realised gains or losses from financial operations

Realised gains or losses from financial operations are recognised in the profit and loss statement at the time of disposal of financial instrument or at the time of settlement.

Realised gains or losses from financial operations include realised gains or losses of derivative financial instruments, disposal of debt securities, and foreign exchange transactions.

2.27 Income from participating interest

The change in fair value of participating interest is reported under the balance sheet item "Capital and reserves" as the revaluation reserve for equity instruments.

Dividends on participating interest are recognised in the profit and loss statement when the right to receive payment is established.

Pursuant to the decision of the Governing Council of the ECB, the income gained by the ECB on the claims for the allocation of banknotes within the Eurosystem, and from the Securities Markets Programme, the asset-backed securities purchase programme, the third covered bond purchase programme, as well as from the PSPP shall be distributed as interim profit for the reporting year in which it accrues. The Governing Council of the ECB decides on the interim profit distribution in January of the following year; however, it may resolve not to do so in cases when the ECB's net profit for the reporting year is less than its income included in the ECB's interim profit distribution, as well as in the event the Governing Council decides to establish provisions for foreign exchange rate, interest rate, credit and gold price risks. In addition, the Governing Council of the ECB may resolve to make deductions from the interim profit distribution result in respect of expenses incurred by the ECB in connection with the issue and handling of euro banknotes; the deductions may not exceed income on the claims for the allocation of banknotes within the Eurosystem.

Moreover, after the approval of the ECB's Annual Accounts, the Governing Council distributes the remainder of the ECB's annual profit of the reporting year to euro area NCBs in proportion to their shares in the ECB's capital (see Note 13.1).

Income from participating interest in the ECB is reported under the profit and loss statement item "Income from participating interest".

2.28 Net result of pooling of monetary income

Pursuant to the Statute of the ESCB and of the ECB, euro area NCBs gain income from the implementation of the single monetary policy of the Eurosystem. Total monetary income of the Eurosystem equals the income on assets arising from the issue of euro banknotes and receiving deposits from credit institutions. The income is allocated to euro area NCBs in proportion to their shares in the capital of the ECB. For the first six years following the joining of the Eurosystem an NCB's monetary income is adjusted in compliance with a definite coefficient to avoid significant euro area NCB income fluctuations (see also Note 33).

The net monetary income pooled by Latvijas Banka includes the income derived from earmarkable assets of Latvijas Banka, reduced by expenses for the monetary liabilities of Latvijas Banka. The earmarkable assets of Latvijas Banka for the allocation of monetary income include gold, assets acquired as a result of monetary policy operations, intra-Eurosystem claims as well as other assets in the amount necessary to fully cover the monetary liabilities. Monetary liabilities of Latvijas Banka include banknotes in circulation, deposits of credit institutions resulting from monetary policy operations and intra-Eurosystem liabilities.

Latvijas Banka's monetary income received comprises Latvijas Banka's share in the Eurosystem's total monetary income set on the basis of Latvijas Banka's share in the ECB's capital.

2.29 Banknote and coin acquisition costs

Banknote and coin acquisition costs are charged to the profit and loss statement at the time of banknote and coin acquisition.

2.30 Other expense and income

Bank's other operating expense and income are recognised in the profit and loss statement on an accrual basis. The amount of accrued expense and income for the reporting period is calculated in accordance with the volume of services received or rendered in the reporting period. Lease payments are recognised in the profit and loss statement proportionally over the term of the respective agreement.

3. SUMMARY OF THE FINANCIAL POSITION AND FINANCIAL PERFORMANCE OF LATVIJAS BANKA

3.1 Financial position

In 2016, Latvijas Banka's assets grew by 3 653.6 million euro, mostly on account of securities purchases for monetary policy and investment purposes.

In 2016, following the decision of the Governing Council of the ECB of 22 January 2015 on an expanded asset purchase programme (APP) and the decision of the Governing Council of the ECB of 10 March 2016 on supplementing the PSPP, Latvijas Banka made purchases of securities issued by the Latvian government and international institutions; mostly as a result of the above purchases, the balance of the balance sheet item "Securities held for monetary policy purposes" increased by 2 548.9 million euro. Euro area NCBs purchased PSPP securities in proportion to their shares in the ECB's capital.

An increase in the assets under the balance sheet items "Claims on non-euro area residents denominated in foreign currency", "Balances with credit institutions and security investments, external loans and other external assets", and "Other securities" basically resulted from investment activities in line with the liquidity management principles set by the ECB's Governing Council (see also Note 4).

In 2016, the amount of loans granted to credit institutions by Latvijas Banka as a result of monetary policy operations (mostly targeted longer-term refinancing operations) decreased by 6.6 million euro.

Other claims related to other operational requirements within the Eurosystem grew by 393.3 million euro, mostly on account of a rise in claims on banknote allocation in the Eurosystem (see also Note 13.4).

In 2016, banknotes in circulation increased by 157.7 million euro, in line with the pickup in the overall amount of banknotes in circulation of the euro area NCBs.

At the end of 2016, credit institution deposits, reported under the balance sheet item "Liabilities to euro area credit institutions related to monetary policy operations denominated in euro", decreased by 593.3 million euro.

As a result of cross-border payments, liabilities to the ECB for the settlement result in TARGET2, reported under the balance sheet item "Intra-Eurosystem liabilities", increased to 5 292.4 million euro (1 312.1 million euro at the end of 2015). The above increase mostly resulted from Latvijas Banka's payments related to purchases of securities issued by the Latvian government and international institutions, an increase in investment portfolios, as well as a decrease in credit institution deposits.

Capital and reserves of Latvijas Banka increased by 2.0 million euro on account of net changes in valuation of financial instruments (9.7 million euro) and profits earned in 2016 (11.8 million euro), while the share of profits earned in 2015 and remitted to the state budget revenue in the amount of 19.5 million euro had a decreasing effect.

3.2 Financial performance

In 2016, Latvijas Banka's profit amounted to 11.8 million euro (30.0 million euro in 2015). Net interest income in 2016 grew by 11.8 million euro as compared to 2015.

A 38.3 million euro increase in interest income resulted from a 16.1 million euro rise in interest income on investment on account of higher investment amounts and an expanding share of higher yield financial instruments in the total amount of investment. Interest income on monetary operations grew by 22.4 million euro, basically as a result of PSPP securities purchases in 2016 and an increase in negative interest received on credit institution demand deposits.

An 26.4 million euro increase in interest expense was mostly a result of a rise in interest expense on investment in relation to the transactions carried out by Latvijas Banka for the purpose of hedging currency risk.

The realised gains from financial operations were significantly affected by partial disposal of the long-term fixed income securities portfolio in 2016 (see also Note 4) as a result of which the gains from the disposal of debt securities grew by 36.7 million euro.

The recognition of the revaluation result on financial assets and positions in profit and loss statement amounted to 52.7 million euro and it was affected by the increase in the negative result on revaluation of debt securities on account of a rise in yields at the end of 2016.

The provisions established by the Council of Latvijas Banka for market risk and credit risk in 2016 were 51.1 million euro higher than in 2015, mainly as a result of an increase in the amount of investment as well as changes in the investment structure during 2016.

Pursuant to the Statute of the ESCB and of the ECB, the income generated by euro area NCBs through the implementation of the single monetary policy of the Eurosystem is allocated to euro area NCBs in proportion to their shares in the ECB's capital. In 2016, Latvijas Banka's net result of pooling of monetary income was 10.8 million euro (25.7 million euro in 2015).

Other operating income increased primarily on account of a revaluation of liabilities for the issued lats banknotes and coins.

Total recognised financial result, including changes in the "Valuation account" balance, increased by 25.2 million euro, primarily on account of a larger negative result (39.1 million euro) on revaluation of financial instruments recognised in the profit and loss statement, a 9.0 million increase in the result on revaluation of securities and an 18.2 million euro decrease in the profits of the reporting year as compared to 2015.

Latvijas Banka's future financial performance will be mostly affected by the monetary policy pursued by the Eurosystem and by interest rate developments in the financial markets of the euro area and US since Latvijas Banka is exposed to interest rate risk.

4. FINANCIAL INVESTMENT POLICY

Investments are managed in compliance with the basic principles set out in the Procedure adopted by the Council of Latvijas Banka, inter alia preserving the value of investments, ensuring their liquidity and earning income within the framework of acceptable risk without contradicting the monetary policy implemented by the Eurosystem.

Investments include assets reported under the balance sheet items "Gold and gold receivables", "Claims on non-euro area residents denominated in foreign currency", "Claims on euro area residents denominated in foreign currency", "Claims on non-euro area residents denominated in euro", "Other claims on euro area credit institutions denominated in euro" and "Other securities", as well as derivative financial instruments and spot exchange rate contracts whose book value is reported under relevant balance sheet items of other assets or other liabilities.

Investments are managed by classifying them into different investment portfolios by investment strategy and source of funding. Portfolios of borrowed funds include investments which correspond to Latvijas Banka's liabilities in foreign currencies to government or government deposits. Investments that are not included in the portfolios of borrowed funds (net investments) are included in the portfolios of 1–10 year fixed income securities, 10 year government fixed income securities, mortgage-backed securities, Latvian government securities and other portfolios. A part of investments included in the 1–10 year fixed income securities portfolios and mortgage-backed securities portfolios are managed by external investment managers.

The parameters for a benchmark reflecting the acceptable level of financial risks and return target are set out for the 1–10 year fixed income securities portfolios, 10 year government fixed income securities and mortgage-backed securities portfolios, and portfolios of borrowed funds.

The breakdown of investments by type of investment portfolio at the end of 2016 and 2015 was as follows:

	Portfolio value (in thousands of euro)		Proportion (%)	
	2016	2015	2016	2015
1–3 year fixed income securities portfolios	–	3 561 588	–	68.5
1–10 year fixed income securities portfolios	3 043 063	–	52.5	–
10 year government fixed income securities portfolio	1 156 619	–	19.9	–
Mortgage-backed securities portfolios	1 156 594	536 233	19.9	10.3
1–10 year government fixed income securities portfolio	–	371 829	–	7.2
Long-term fixed income securities portfolio	–	299 195	–	5.8
Gold portfolio	234 505	222 411	4.0	4.3
Portfolios of borrowed funds	159 844	155 228	2.8	3.0
Latvian government securities portfolio	49 606	49 323	0.9	0.9
Total	5 800 231	5 195 807	100.0	100.0

The 1–10 year fixed income securities portfolio benchmark at the end of 2016 was the weighted 1–10 year government securities index of the UK, the US, euro area countries and Canada. 1–10 year fixed income securities portfolios were created in 2016 by combining 1–3 year fixed income securities portfolios whose benchmark was the weighted 1–3 year government securities index of the UK, the US, euro area countries, Japan and Canada with

1–10 year government fixed income securities portfolio whose benchmark was the weighted 1–10 year government securities index of UK, the US, euro area countries, Japan and Canada.

The mortgage-backed securities portfolio benchmark was the US mortgage-backed securities index.

At the beginning of 2016, Latvijas Banka created a 10 year government fixed income securities portfolio comprising euro denominated government securities. In 2016, the long-term fixed income securities portfolio was added to the 10 year government fixed income securities portfolio.

The benchmark for borrowed fund portfolios is formed in compliance with the parameters of respective liabilities.

Latvian government securities portfolio comprises euro denominated Latvian government bonds with term to maturity of 5–10 years at the time of acquisition.

Latvijas Banka's investment benchmark currency is the euro, except for portfolios of borrowed funds, thus limiting the currency risk. For portfolios of borrowed funds, the benchmark currency structure is formed in compliance with the currency of respective liabilities.

Following the liquidity management principles set by the ECB's Governing Council, the value of the investment portfolios has increased by 604.4 million euro as compared to the end of 2015 (increased by 756.4 million euro in 2015 as compared to the end of 2014).

The description of the main methods used in financial risk management is provided in Note 25.1.

BALANCE SHEET NOTES

5. FAIR VALUE MEASUREMENT

Fair value of Latvijas Banka's assets is determined using the following hierarchy (see also Note 2.4):

– quoted market price. Fair value is determined using quoted prices for identical financial instruments in active markets;

– observable data. Fair value is determined using quoted prices for similar financial instruments in active markets, quoted prices for similar or identical financial instruments in inactive markets or using models where all significant inputs are observable;

– non-observable data. Fair value is determined using a model where significant inputs are non-observable.

At the end of 2016 and 2015, Latvijas Banka's assets carried at fair value were generally valued on the basis of a quoted market price.

At the end of 2016 and 2015, participating interest in the BIS was assessed using non-observable data. The assessment was conducted using the 70% net asset value method (see also Note 14.2).

At the end of 2016 and 2015, the breakdown of financial instruments and gold carried at fair value and of the financial instruments whose fair value is different from their book value, according to the fair value hierarchy was as follows:

(in thousands of euro)						
	Book value		Fair value		Total fair value	Difference between book value and fair value
		Quoted market price	Observable data	Non-observable data		
As at 31 December 2016						
Gold	234 305	234 305	–	–	234 305	–
Securities in investment portfolios	5 268 697	4 743 742	524 955	–	5 268 697	–
Forward exchange rate contracts	–13 237	–	–19 110	–	–19 110	–5 873
Interest rate swaps	–1	–	–1	–	–1	–
Securities held for monetary policy purposes	4 401 629	4 423 185	–	–	4 423 185	21 556
Participating interest in the Bank for International Settlements	32 235	–	–	32 235	32 235	–
Total	9 923 628	9 401 232	505 844	32 235	9 939 311	15 683
As at 31 December 2015						
Gold	207 670	207 670	–	–	207 670	–
Securities in investment portfolios	4 203 867	3 736 100	484 277	–	4 220 377	16 510
Forward exchange rate contracts	33 428	–	30 690	–	30 690	–2 738
Interest rate swaps	137	–	137	–	137	–
Securities held for monetary policy purposes	1 808 374	1 798 721	–	–	1 798 721	–9 653
Participating interest in the Bank for International Settlements	30 699	–	–	30 699	30 699	–
Total	6 284 175	5 742 491	515 104	30 699	6 288 294	4 119

The debt securities, including accrued interest income on the above securities are reported under the balance sheet items "Claims on non-euro area residents denominated in foreign currency", "Claims on euro area residents denominated in foreign currency", "Claims on non-euro area residents denominated in euro", "Securities of euro area residents denominated in euro", "Other assets" and "Other liabilities".

The book value of forward exchange rate contracts is reported under the balance sheet items "Other assets" or "Other liabilities", while the present Note discloses the total net book value.

The average market prices on the last trading day of the reporting year are obtained from the electronic information systems Bloomberg and Interactive Data (quoted market price if the market of the respective financial instrument is active; observable data if the market is inactive). Where the above quoted price for a financial instrument is absent in the electronic information systems and the market for the financial instrument is inactive, the price provided by a market participant or the discounted cash flow is used for evaluating the financial instrument (observable data).

6. GOLD AND GOLD RECEIVABLES

	Troy ounces	In thousands of euro
As at 31 December 2014	213 384	210 774
During 2015		
Decrease in gold market value	x	-3 104
As at 31 December 2015	213 384	207 670
During 2016		
Increase in gold market value	x	26 635
As at 31 December 2016	213 384	234 305

Latvijas Banka hedges the risk related to gold price fluctuations by entering into forward exchange rate contracts, currency swap arrangements, and currency future contracts (see Notes 3.2 and 26). Revaluation of gold, forward exchange rate contracts, and currency swap arrangements is recognised under the balance sheet item "Capital and reserves" as the revaluation reserve, whereas revaluation of currency future contracts, taking into account that they are settled, is recognised under the profit and loss statement item "Realised gains arising from financial operations".

At the end of 2016 and 2015, Latvijas Banka had no gold receivables.

7. CLAIMS ON NON-EURO AREA RESIDENTS DENOMINATED IN FOREIGN CURRENCY

7.1 Receivables from the International Monetary Fund

Pursuant to the Law on the Republic of Latvia Joining the International Monetary Fund, Latvijas Banka serves as a depository for the IMF and services the IMF accounts in the member state currency without compensation. The IMF holdings in euro comprise promissory notes issued by the Latvian government, Account No. 1 used for financial transactions with the IMF, and Account No. 2 used for the IMF administrative expenditure and receipts.

Latvia's claims on the IMF include SDR and Latvia's quota in the IMF. SDR is an international reserve asset created by the IMF and used in transactions between the IMF and its members. The quota in the IMF reflects the subscription in the IMF of respective members. Latvia's quota in the IMF is secured by the Latvian government promissory note issued to the IMF and denominated in SDR. In 2016, IMF member quotas were increased and realigned to better reflect the change in the relative weights of IMF member countries in the global economy. Consequently, Latvia's quota in the IMF increased by 190 200 thousand SDR, with a respective overall increase in the value of the promissory note issued by the government of Latvia and the balance on Account No. 1.

Latvia's liabilities to the IMF are made up of the IMF holdings in euro and IMF allocations. At the end of 2016, the receivables from the IMF in SDR as recorded on Latvijas Banka's balance sheet were equivalent to 153 992 thousand euro (153 780 thousand euro at the end of 2015), whereas the liabilities to the IMF are made up of funds at the disposal of the IMF in the amount of 1 081 thousand euro (474 thousand euro at the end of 2015) held on its Accounts No. 1 and No. 2 (see also Note 19).

At the end of 2016 and 2015, Latvia's net receivables from the IMF were as follows:

	(in thousands of euro)		(in thousands of SDR)	
	2016	2015	2016	2015
Latvia's quota in the International Monetary Fund	423 550	180 864	332 300	142 100
International Monetary Fund holdings in euro	-423 501	-180 816	-332 262	-142 062
Promissory note of the Latvian government	-422 420	-180 342	-331 414	-141 690
Account No. 1	-1 059	-452	-831	-355
Account No. 2	-22	-22	-17	-17
Reserve position in the International Monetary Fund	71	70	55	55
SDR	153 992	153 780	120 817	120 821
General allocation	-119 810	-119 640	-93 998	-93 998
Special allocation	-34 190	-34 141	-26 824	-26 824
Latvia's net receivables from the International Monetary Fund	63	69	50	54

The reserve position in the IMF is the difference between Latvia's quota in the IMF and the IMF holdings in euro, excluding the balance on Account No. 2.

7.2 Balances with credit institutions and security investments, external loans and other external assets

	(in thousands of euro)	
	2016	2015
Debt securities	2 798 318	2 589 637
Reverse repurchase agreements	78 550	37 108
Demand deposits	61 190	169 439
Foreign currency in cash	26	15
Total	2 938 084	2 796 199

8. CLAIMS ON EURO AREA RESIDENTS DENOMINATED IN FOREIGN CURRENCY

	(in thousands of euro)	
	2016	2015
Debt securities	356 993	538 707
Demand deposits	1 846	2 366
Total	358 839	541 073

9. CLAIMS ON NON-EURO AREA RESIDENTS DENOMINATED IN EURO

	(in thousands of euro)	
	2016	2015
Debt securities	133 942	164 168
Demand deposits	10 622	5 322
Total	144 564	169 490

10. LENDING TO EURO AREA CREDIT INSTITUTIONS RELATED TO MONETARY POLICY OPERATIONS DENOMINATED IN EURO

At the end of 2016, the total amount of Eurosystem loans in monetary policy operations reached 595 874 million euro (558 989 million euro at the end of 2015), including 257.2 million euro (263.7 million euro at the end of 2015) of loans granted by Latvijas Banka. Pursuant to the Statute of the ESCB and of the ECB, risks associated with the implementation of monetary policy (if any materialise) are allocated among euro area NCBs in proportion to their share in the ECB's capital (see Note 2.28). Losses from Eurosystem lending related to monetary policy operations might only be incurred where the counterparty defaults on its obligations and the funds recovered as a result of the realisation of the collateral provided by the counterparty are not sufficient (see also Note 25.1.2).

10.1 Main refinancing operations

Main refinancing operations are open market operations executed through liquidity providing reverse transactions, conducted through weekly standard tenders with a maturity of one week. These operations play a key role in steering interest rates, managing market liquidity and signalling the monetary policy stance. At the end of 2016 and 2015, Latvijas Banka had granted no loans in main refinancing operations.

10.2 Longer-term refinancing operations

Longer-term refinancing operations are open market operations with a maturity of over 1 week, executed through reverse transactions with the aim to provide credit institutions with additional longer-term refinancing. At the end of 2016, the balance of longer-term refinancing operations conducted by Latvijas Banka stood at 12 500 thousand euro (10 000 at the end of 2015). Following the decision of the Governing Council of the ECB, targeted longer-term refinancing operations were launched in 2014. These liquidity providing reverse operations are conducted by way of a fixed-rate tender procedure aiming to promote lending to households and non-financial corporations by credit institutions in euro area countries. At the end of 2016, the balance of the targeted longer-term refinancing operations conducted by Latvijas Banka stood at 244 660 thousand euro; these operations will mature on 24 June 2020 and 30 September 2020 (at the end of 2015 the balance was 253 730 thousand euro).

11. OTHER CLAIMS ON EURO AREA CREDIT INSTITUTIONS DENOMINATED IN EURO

Other claims on euro area credit institutions denominated in euro mostly include Latvijas Banka's pledged assets for providing collateral for transactions in financial derivatives. At the end of 2016, the book value and market value of the pledged assets amounted to 8 780 thousand euro (0 at the end of 2015). Latvijas Banka's demand deposits in euro with euro area credit institutions are also reported under this item (291 thousand euro at the end of 2016; 2 491 thousand euro at the end of 2015).

12. SECURITIES OF EURO AREA RESIDENTS DENOMINATED IN EURO

In 2016 Latvijas Banka purchased securities issued by the Latvian government and international institutions under the PSPP; as a result, the balance sheet item "Securities held for monetary policy purposes" grew by 2 548.9 million euro.

At the end of 2016, the amount of securities held by the Eurosystem for monetary policy purposes totalled 1 654 026 million euro (803 135 million euro at the end of 2015). Of them, Latvijas Banka held 4 357 306 thousand euro (1 808 374 thousand euro at the end of 2015). Pursuant to the Statute of the ESCB and of the ECB, any income and losses, if any materialise, are allocated among euro area NCBs in proportion to their share in the ECB's capital, except any risks associated with the purchases of government securities carried out by Latvijas Banka and other euro area NCBs under the PSPP. Of the total amount of securities held by the Eurosystem for monetary policy purposes, at the end of 2016 the amount of government securities purchased by the euro area NCBs under the PSPP totalled 1 002 725 million euro (392 018 million euro at the end of 2015); of them, Latvijas Banka held securities in the amount of 706 919 thousand euro (472 158 thousand euro at the end of 2015).

The ECB's Governing Council made a decision to increase the monthly amount of security purchases under the expanded APP from 60 000 million euro to 80 000 million euro from April 2016, and after March 2017 to continue monthly purchases of securities in the amount of 60 000 million euro up to December 2017 or beyond, if necessary.

Securities held for monetary policy purposes and securities held to maturity are measured at amortised cost. The comparison of the book value and fair value of the above securities is represented in Note 5. Other securities are accounted for at fair value.

	(in thousands of euro)	
	Book value	
	2016	2015
Securities held for monetary policy purposes	4 357 306	1 808 374
Latvian government securities	706 919	472 158
Securities issued by international institutions	3 650 387	1 336 216
Other securities	1 962 448	1 207 059
Securities not held to maturity	1 962 448	909 992
Securities held to maturity	–	297 067
Total	6 319 754	3 015 433

13. INTRA-EUROSISTEM CLAIMS/LIABILITIES (–)

		(in thousands of euro)	
	Note	2016	2015
Participating interest in the European Central Bank	13.1	115 082	115 082
Claims in respect of foreign reserves transferred to the European Central Bank	13.2	163 480	163 480
Claims for the allocation of banknotes in the Eurosystem	13.4	3 902 650	3 495 103
Claims related to other operational requirements within the Eurosystem	13.5	14 706	28 931
Total intra-Eurosystem claims		4 195 918	3 802 596
Liabilities related to TARGET2 and national central bank correspondent accounts (net)	13.3	–5 292 395	–1 312 104
Total intra-Eurosystem liabilities		–5 292 395	–1 312 104
Intra-Eurosystem claims/liabilities (net)		–1 096 477	2 490 492

13.1 Participating interest in the European Central Bank

With Latvia's accession to the EU, Latvijas Banka became a subscriber of the capital of the ECB. In accordance with the Statute of the ESCB and of the ECB, Latvijas Banka's ECB capital key is calculated on the basis of Latvia's population and gross domestic product data. The NCB capital keys are adjusted every five years or at shorter intervals depending on changes in the number of the EU Member States. Since 1 January 2015 Latvijas Banka's ECB capital key is 0.2821%, equivalent to 30 537 thousand euro.

The Statute of the ESCB and of the ECB stipulates that a euro area NCB shall pay up its subscribed share in the ECB's capital in full, as well as in the ECB's reserve capital, provisions equivalent to reserves and the valuation account for financial instruments, in proportion to its share in the ECB's capital. As of 1 January 2015, participating interest in the ECB consists of the paid up shares in the amount of 30 537 thousand euro in the ECB's capital, transfers to the financial instrument revaluation account amounting to 42 752 thousand euro and the difference between the market value of the foreign reserves transferred to the ECB and the value of the corresponding euro-denominated claim in the amount of 41 793 thousand euro (see also Note 13.2).

ECB's capital shares are not traded in the public securities market, and Latvijas Banka's participating interest in the ECB can be increased or decreased only in the cases referred to in this Note.

	2016	2015
Total amount of the European Central Bank's subscribed capital (in thousands of euro)	10 825 007	10 825 007
The subscribed and paid-up share of Latvijas Banka in the European Central Bank's capital (in thousands of euro)	30 537	30 537
The percentage share of Latvijas Banka in the European Central Bank's capital (%)	0.2821	0.2821

At the end of 2016 and 2015, the percentage shares of NCBs in the ECB's capital (capital key) were as follows:

	(%)	
	2016	2015
Nationale Bank van België/Banque Nationale de Belgique	2.4778	2.4778
Deutsche Bundesbank	17.9973	17.9973
Eesti Pank	0.1928	0.1928
Banc Ceannais na hÉireann/Central Bank of Ireland	1.1607	1.1607
Bank of Greece	2.0332	2.0332
Banco de España	8.8409	8.8409
Banque de France	14.1792	14.1792
Banca d'Italia	12.3108	12.3108
Central Bank of Cyprus	0.1513	0.1513
Latvijas Banka	0.2821	0.2821
Lietuvos bankas	0.4132	0.4132
Banque centrale du Luxembourg	0.2030	0.2030
Bank Ċentrali ta' Malta/Central Bank of Malta	0.0648	0.0648
De Nederlandsche Bank	4.0035	4.0035
Oesterreichische Nationalbank	1.9631	1.9631
Banco de Portugal	1.7434	1.7434
Banka Slovenije	0.3455	0.3455
Národná banka Slovenska	0.7725	0.7725
Suomen Pankki – Finlands Bank	1.2564	1.2564
Subtotal for euro area NCBs	70.3915	70.3915
Българска народна банка (Bulgarian National Bank)	0.8590	0.8590
Česká národní banka	1.6075	1.6075
Danmarks Nationalbank	1.4873	1.4873
Hrvatska narodna banka	0.6023	0.6023
Magyar Nemzeti Bank	1.3798	1.3798
Narodowy Bank Polski	5.1230	5.1230
Banca Națională a României	2.6024	2.6024
Sveriges Riksbank	2.2729	2.2729
Bank of England	13.6743	13.6743
Subtotal for non-euro area NCBs	29.6085	29.6085
Total	100.0000	100.0000

In 2016, the subscribed and paid-up capital of the ECB remained unchanged.

The subscribed and paid-up NCB shares in the ECB's capital at the end of 2016 and 2015 were as follows:

(in thousands of euro)

	Subscribed capital		Paid-up capital	
	2016	2015	2016	2015
Nationale Bank van België/ Banque Nationale de Belgique	268 222	268 222	268 222	268 222
Deutsche Bundesbank	1 948 209	1 948 209	1 948 209	1 948 209
Eesti Pank	20 871	20 871	20 871	20 871
Banc Ceannais na hÉireann/Central Bank of Ireland	125 646	125 646	125 646	125 646
Bank of Greece	220 094	220 094	220 094	220 094
Banco de España	957 028	957 028	957 028	957 028
Banque de France	1 534 899	1 534 899	1 534 899	1 534 899
Banca d'Italia	1 332 645	1 332 645	1 332 645	1 332 645
Central Bank of Cyprus	16 378	16 378	16 378	16 378
Latvijas Banka	30 537	30 537	30 537	30 537
Lietuvos bankas	44 729	44 729	44 729	44 729
Banque centrale du Luxembourg	21 975	21 975	21 975	21 975
Bank Ċentrali ta' Malta/Central Bank of Malta	7 015	7 015	7 015	7 015
De Nederlandsche Bank	433 379	433 379	433 379	433 379
Oesterreichische Nationalbank	212 506	212 506	212 506	212 506
Banco de Portugal	188 723	188 723	188 723	188 723
Banka Slovenije	37 400	37 400	37 400	37 400
Národná banka Slovenska	83 623	83 623	83 623	83 623
Suomen Pankki – Finlands Bank	136 005	136 005	136 005	136 005
Subtotal for euro area NCBs	7 619 885	7 619 885	7 619 885	7 619 885
Българска народна банка (Bulgarian National Bank)	92 987	92 987	3 487	3 487
Česká národní banka	174 012	174 012	6 525	6 525
Danmarks Nationalbank	161 000	161 000	6 038	6 038
Hrvatska narodna banka	65 199	65 199	2 445	2 445
Magyar Nemzeti Bank	149 363	149 363	5 601	5 601
Narodowy Bank Polski	554 565	554 565	20 796	20 796
Banca Națională a României	281 710	281 710	10 564	10 564
Sveriges Riksbank	246 042	246 042	9 227	9 227
Bank of England	1 480 244	1 480 244	55 509	55 509
Subtotal for non-euro area NCBs	3 205 122	3 205 122	120 192	120 192
Total ²	10 825 007	10 825 007	7 740 077	7 740 077

² The total amount and the sum of the components may differ due to rounding.

13.2 Claims equivalent to the transfer of foreign reserves to the European Central Bank

Pursuant to the Statute of the ESCB and of the ECB, euro area NCBs shall transfer a definite amount of their foreign reserves to the ECB. The amount of foreign reserves to be transferred shall be fixed in proportion to the percentage share of each euro area NCB in the ECB's capital. For the foreign reserves transferred to the ECB Latvijas Banka received a euro-denominated claim on the ECB in the amount of 163 480 thousand euro, i.e. in proportion to the value of the respective claims of other euro area NCBs. The difference between the market value of the foreign reserves transferred to the ECB and the value of the corresponding euro-denominated claim in the amount of 41 793 thousand euro is reported as participating interest in the ECB (see also Note 13.1). For the foreign reserves transferred to the ECB Latvijas Banka receives interest income calculated at the interest rate on the main refinancing operations set by the ECB (see also Note 33).

13.3 Claims/liabilities related to TARGET2 and national central bank correspondent accounts (net)

TARGET2 system is a real-time gross settlement system for large value payments in euro. Claims and liabilities related to TARGET2 settlements originate as a result of cross-border payments settled in the central bank money. The above settlements result in bilateral claims and liabilities in the TARGET2 accounts held by NCBs. The net positions for the bilateral balances are attributed to the ECB and calculated on a daily basis, leaving each NCB with a single net position vis-à-vis the ECB. This is reported on the NCB's balance sheet as net claims or liabilities related to TARGET2 settlements.

In 2016, liabilities related to TARGET2 and national central bank correspondent accounts (net) increased as a result of the cross-border payments effected by credit institutions and Latvijas Banka. The above increase mostly resulted from Latvijas Banka's payments related to purchases of securities issued by the Latvian government and international institutions, an increase in investment portfolios, as well as a decrease in credit institution deposits.

Interest is paid on the above claims and liabilities as per the rate on the main refinancing operations set by the ECB.

13.4 Claims for the allocation of banknotes in the Eurosystem

In view of the fact that euro banknotes are issued by all euro area NCBs and the ECB, they report a definite share of the total amount of euro banknotes issued by the Eurosystem on their balance sheets. Of the total amount of euro banknotes issued, the share allocated to Latvijas Banka is larger than the net amount of euro banknotes it has actually issued (see Note 15); in view of the above, the adjustment related to banknotes in circulation results in corresponding claims on the ECB for the allocation of banknotes, reported under the balance sheet item "Claims related to other operational requirements within the Eurosystem" (see Note 13).

13.5 Claims related to other operational requirements within the Eurosystem

Claims related to other operational requirements within the Eurosystem comprise claims on the ECB associated with the net result of pooling of monetary income and the ECB's interim profit distribution.

Monetary income to be received by Latvijas Banka in 2016 was higher than its monetary income to be pooled. It resulted in a claim on the ECB associated with the net result of pooling of monetary income, standing at 10 834 thousand euro at the end of 2016 (see also Notes 2.28 and 38).

Claims for the ECB's interim profit distribution in the amount of 3 872 thousand euro are set as per Latvijas Banka's percentage share in the ECB's capital (see also Notes 2.27 and 37).

14. OTHER ASSETS

		(in thousands of euro)	
	Note	2016	2015
Accrued income on debt securities		63 744	44 421
Fixed assets	14.1	37 611	38 844
Participating interest in the Bank for International Settlements	14.2	32 235	30 699
OTC financial derivative contracts and spot exchange rate contracts	24	21 961	47 561
Intangible assets	14.3	1 973	1 908
Prepaid expenses		1 024	1 056
Other accrued income		886	1 161
Other		1 184	575
Total		160 618	166 225

14.1 Fixed assets

(in thousands of euro)

	Buildings, improvement of territory, and land	Furniture and office equipment	Computer and telecom- munication equipment	Cash processing and storage equipment	Transport vehicles	Other fixed assets	Total
As at 31 December 2014							
Cost	57 257	4 997	5 023	7 443	1 641	7 857	84 218
Accumulated depreciation	-23 805	-3 909	-3 437	-4 970	-1 181	-6 660	-43 962
Net book value	33 452	1 088	1 586	2 473	460	1 197	40 256
During 2015							
Additions	739	65	591	192	143	404	2 134
Disposals and write-offs	-39	-101	-343	-715	-26	-445	-1 669
Net change in cost	700	-36	248	-523	117	-41	465
Depreciation charge	-2 053	-129	-504	-423	-71	-288	-3 468
Accumulated depreciation on disposals and write-offs	22	98	340	662	25	444	1 591
Net change in accumulated depreciation	-2 031	-31	-164	239	-46	156	-1 877
As at 31 December 2015							
Cost	57 957	4 961	5 271	6 920	1 758	7 816	84 683
Accumulated depreciation	-25 836	-3 940	-3 601	-4 731	-1 227	-6 504	-45 839
Net book value	32 121	1 021	1 670	2 189	531	1 312	38 844
During 2016							
Additions	1 349	93	536	127	47	155	2 307
Disposals and write-offs	-	-293	-380	-14	-78	-48	-813
Net change in cost	1 349	-200	156	113	-31	107	1 494
Depreciation charge	-1 846	-132	-758	-408	-82	-300	-3 526
Accumulated depreciation on disposals and write-offs	-	280	380	14	78	47	799
Net change in accumulated depreciation	-1 846	148	-378	-394	-4	-253	-2 727
As at 31 December 2016							
Cost	59 306	4 761	5 427	7 033	1 727	7 923	86 177
Accumulated depreciation	-27 682	-3 792	-3 979	-5 125	-1 231	-6 757	-48 566
Net book value	31 624	969	1 448	1 908	496	1 166	37 611

At the end of 2016, Latvijas Banka's contractual commitments related to acquisition of fixed assets were 2 222 thousand euro (767 thousand euro at the end of 2015).

14.2 Participating interest in the Bank for International Settlements

At the end of 2016 and 2015, Latvijas Banka owned 1 070 shares in the BIS, which corresponded to 0.19% of the total subscribed and paid-up BIS capital.

The total nominal value of Latvijas Banka's shareholding in the BIS is 5 350 thousand SDR (the nominal value per share is 5 thousand SDR), paid up in the amount of 1 338 thousand SDR or 25% (see also Note 46). At the end of 2016 and 2015, the BIS shareholding is reported in Latvijas Banka's balance sheet at fair value. The

shares in the BIS are not traded in the public securities market. In the opinion of Latvijas Banka's management, the most appropriate method for establishing the fair value of the BIS shares is the use of 70% of the BIS net asset value based on the latest published financial statements of the BIS. The BIS applied this valuation method for calculating the issue price of its shares; the International Court at The Hague has also recognised it as appropriate for the valuation of shares when repurchasing them from former private shareholders of the BIS. Pursuant to the Statutes of the BIS, only central banks can be shareholders in the BIS. At the end of 2016, the estimated fair value of BIS shares was 32 235 thousand euro (30 699 thousand euro at the end of 2015).

14.3 Intangible assets

(in thousands of euro)

As at 31 December 2014	
Cost	7 613
Accumulated amortisation	-5 798
Net book value	1 815
During 2015	
Additions	347
Derecognised intangible assets	-1 452
Net change in cost	-1 105
Amortisation charge	-254
Accumulated amortisation on derecognised intangible assets	1 452
Net change in accumulated amortisation	1 198
As at 31 December 2015	
Cost	6 508
Accumulated amortisation	-4 600
Net book value	1 908
During 2016	
Additions	298
Derecognised intangible assets	-189
Net change in cost	109
Amortisation charge	-229
Accumulated amortisation on derecognised intangible assets	185
Net change in accumulated amortisation	-44
As at 31 December 2016	
Cost	6 617
Accumulated amortisation	-4 644
Net book value	1 973

15. BANKNOTES IN CIRCULATION

	(in thousands of euro)	
	2016	2015
Euro banknotes	4 150 106	3 992 436
Euro banknotes issued by Latvijas Banka	247 456	497 333
Adjustment for banknote allocation in the Eurosystem	3 902 650	3 495 103
Total	4 150 106	3 992 436

The euro coins issued by Latvijas Banka are reported under the balance sheet item "Other liabilities" (see also Note 22).

16. LIABILITIES TO EURO AREA CREDIT INSTITUTIONS RELATED TO MONETARY POLICY OPERATIONS DENOMINATED IN EURO

16.1 Current accounts (covering the minimum reserve system)

Current accounts contain the credit balances on the transaction accounts of credit institutions that are required to hold minimum reserves. Minimum reserve balances have been remunerated at the latest available interest rate used by the Eurosystem in its tenders for main refinancing operations. Since June 2014, the lower rate of either zero per cent or the ECB's deposit facility rate has been applied to the reserves held in excess of the required minimum reserves. At the end of 2016, balance on the current accounts placed with Latvijas Banka was 4 191 147 thousand euro (4 784 410 thousand euro at the end of 2015), including the minimum reserves in the amount of 228.9 million euro (230.6 million euro at the end of 2015).

16.2 Deposit facility

Deposit facility is a standing facility of the Eurosystem used by credit institutions to place their overnight deposits at a pre-specified rate. No such deposits were placed with Latvijas Banka at the end of 2016 and 2015.

17. OTHER LIABILITIES TO EURO AREA CREDIT INSTITUTIONS DENOMINATED IN EURO

Other liabilities to euro area credit institutions denominated in euro resulted from funds received as collateral for forward exchange rate contracts accounting for 720 thousand euro at the end of 2016 (8 830 thousand euro at the end of 2015).

18. LIABILITIES TO OTHER EURO AREA RESIDENTS DENOMINATED IN EURO

Liabilities to other euro area residents denominated in euro comprise demand deposits by the Latvian government and other financial institutions. Government deposits comprise the Treasury demand deposits received by Latvijas Banka acting as the financial agent of the Latvian government (see also Note 43).

Deposits of other financial institutions mostly include the funds of the FCMC and the Deposit Guarantee Fund and Fund for the Protection of the Insured, both managed by the FCMC, in the amount of 137 125 thousand euro (106 952 thousand euro at the end of 2015).

19. LIABILITIES TO NON-EURO AREA RESIDENTS DENOMINATED IN EURO

	(in thousands of euro)	
	2016	2015
European Commission	14 547	202
Other financial institutions	2 260	8 423
International Monetary Fund	1 081	474
Total	17 888	9 099

20. LIABILITIES TO EURO AREA RESIDENTS DENOMINATED IN FOREIGN CURRENCY

Liabilities to euro area residents denominated in foreign currency comprise demand deposits of the Latvian government in foreign currency standing at 159 844 thousand euro at the end of 2016 (155 228 thousand euro at the end of 2015; see also Note 43).

21. LIABILITIES TO NON-EURO AREA RESIDENTS DENOMINATED IN FOREIGN CURRENCY

At the end of 2016, Latvijas Banka had no liabilities to non-euro area residents denominated in foreign currency (478 thousand euro at the end of 2015).

22. OTHER LIABILITIES

		(in thousands of euro)	
	Note	2016	2015
Provisions for market risk and credit risk	36	136 500	50 100
Euro coins in circulation	22.1	60 728	52 484
Lats banknotes in circulation	22.1	45 226	71 261
OTC financial derivative contracts and spot exchange rate contracts	24	37 624	14 144
Lats coins in circulation	22.1	6 580	64 265
Accrued expense and similar liabilities		6 278	5 170
Tax liabilities	22.2	159	197
Other		1 519	1 232
Total		294 614	258 853

22.1 Banknotes and coins in circulation

Apart from the lats and euro circulation coins issued by Latvijas Banka and reported on the liabilities side of the balance sheet, euro collector coins, lats collector coins and precious metal circulation coins were also in circulation with the total nominal value of 5 953 thousand euro at the end of 2016 (5 787 thousand euro at the end of 2015). The above coins in circulation have not been reported under the balance sheet item "Other liabilities" (see also Note 2.22).

Lats banknotes and coins, whose exchange probability is low, in the amount of 78 100 thousand euro (lats banknotes in the amount of 21 300 thousand euro and lats coins in the amount of 56 800 thousand euro) have not been reported under the balance sheet liabilities (see also Notes 2.1 and 46).

22.2 Tax liabilities

At the end of 2016 and 2015, tax liabilities of Latvijas Banka were as follows:

	(in thousands of euro)						
	Personal income tax	State compul- sory social security contribu- tions and ST (by employer)	State compul- sory social security contribu- tions and ST (by employee)	Tax on real estate	Value added tax	Other taxes and duties	Total
Liabilities as at 31 December 2014	–	–	–	–	175	–	175
During 2015							
Calculated	2 969	3 518	1 462	150	840	2	8 941
Increase in deferred liabilities	–	–239	–	–	–	–	–239
Paid	–2 969	–3 273	–1 460	–150	–826	–2	–8 680
Liabilities as at 31 December 2015	–	6	2	–	189	–	197
During 2016							
Calculated	3 085	3 852	1 689	160	1 155	2	9 943
Decrease in deferred liabilities	–	–64	–	–	–	–	–64
Paid	–3 085	–3 794	–1 691	–160	–1 185	–2	–9 917
Liabilities as at 31 December 2016	–	–	–	–	159	–	159

In addition to the tax payments indicated herein, Latvijas Banka transfers to the state budget 65% of the profit for the reporting year (19 524 thousand euro in 2016; 23 894 thousand euro in 2015; see also Notes 23 and 43). The transfer includes the payment for the usage of state capital. Latvijas Banka is not subject to corporate income tax.

23. CAPITAL AND RESERVES

(in thousands of euro)

	Nominal capital	Reserve capital	Valuation account	Profit of the reporting year	Capital and reserves
As at 31 December 2014	100 000	200 504	141 625	36 760	478 889
During 2015					
Net result of revaluation, realisation, and revaluation result recognition in profit and loss statement	x	x	-33 677	x	-33 677
Profit appropriated to the state budget	x	x	x	-23 894	-23 894
Profit transferred to the reserve capital	x	12 866	x	-12 866	-
Profit of the reporting year	x	x	x	30 037	30 037
As at 31 December 2015	100 000	213 370	107 948	30 037	451 355
During 2016					
Net result of revaluation, realisation, and revaluation result recognition in profit and loss statement	x	x	9 748	x	9 748
Profit appropriated to the state budget	x	x	x	-19 524	-19 524
Profit transferred to the reserve capital	x	10 513	x	-10 513	-
Profit of the reporting year	x	x	x	11 773	11 773
As at 31 December 2016	100 000	223 883	117 696	11 773	453 352

The capital and reserves of Latvijas Banka is comprised of the nominal capital, reserve capital and the valuation account, as well as the undistributed profit of the reporting year.

The legal framework does not provide for any capital adequacy requirements for Latvijas Banka; nevertheless, the amount of its capital should be adequate to promote credibility of the monetary policy implemented by Latvijas Banka, and to ensure implementation of its operations and financial independence when performing the tasks set forth by the Statute of the ESCB and of the ECB and the Law on Latvijas Banka. The implementation of the monetary policy as well as exposure to other financial and operational risks may adversely affect Latvijas Banka's income or result in losses to be covered from the capital and reserves of Latvijas Banka.

The nominal capital of Latvijas Banka is comprised of the state-allotted resources, transfers from the reserve capital and Latvijas Banka's profit allocations.

The Law on Latvijas Banka establishes that a part of Latvijas Banka's profit of the reporting year, calculated by applying the same percentage as the tax rate set for resident corporate entities of Latvia by the Law on Corporate Income Tax, together with a payment in the amount of 50% of the profit of the reporting year for the usage of state capital shall be transferred to the state budget, as well as that the Council of Latvijas Banka, upon approving the annual report, may make a decision on reducing the percentage share of the payment for the usage of state capital where it is necessary for increasing the reserve capital of Latvijas Banka in relation to the financial risks Latvijas Banka is exposed to when executing its tasks. At the end of 2016 and 2015, the corporate income tax rate applicable to residents of Latvia was 15%. Therefore, unless the Council of Latvijas Banka decides otherwise, 65% of Latvijas Banka's profit of the reporting year or 7 653 thousand euro shall be transferred to the state budget within 15 days following the approval of the Annual Report of 2016 by the Council of Latvijas Banka.

Latvijas Banka's profit remaining after making the above deductions shall be transferred to the reserve capital as prescribed by the Law on Latvijas Banka. The reserve capital shall be formed to cover potential losses.

The valuation account comprises the positive result on revaluation of the financial instruments and gold. The accounting policy, harmonised with the principal accounting policies established by the ECB's legal framework for accounting and financial reporting and described in Note 2 stipulates that the realised gains are recognised in the profit and loss statement only after the disposal of a financial instrument or settlement while unrealised gains are recorded under the balance sheet item "Capital and reserves" as the revaluation reserve, thus facilitating the preservation of the capital under the impact of financial instrument price, interest rate and exchange rate fluctuations.

In 2016 and 2015, changes in the valuation account were as follows:

	(in thousands of euro)				
	2016	Recognition in profit and loss statement	Revaluation	Realisation	2015
Initial valuation account	16 916	x	x	-11 036	27 952
Revaluation reserve for equity instruments	29 726	-	1 536	-	28 190
Result on revaluation of foreign currencies and gold	35 449	72	10 343	-26	25 060
Result on revaluation of interest rate swap arrangements	-	-	-	-185	185
Result on revaluation of securities	35 605	52 657	-28 295	-15 318	26 561
Total	117 696	52 729	-16 416	-26 565	107 948

	2015	Recognition in profit and loss statement	Revaluation	Realisation	2014
Initial valuation account	27 952	x	x	-13 543	41 495
Revaluation reserve for equity instruments	28 190	-	2 523	-	25 667
Result on revaluation of foreign currencies and gold	25 060	214	-1 438	-2 225	28 509
Result on revaluation of interest rate swap arrangements	185	48	137	-	-
Result on revaluation of securities	26 561	13 371	-14 759	-18 005	45 954
Total	107 948	13 633	-13 537	-33 773	141 625

In accordance with the ECB's legal framework for accounting and financial reporting, on 1 January 2015 Latvijas Banka reclassified the accumulated result on revaluation of foreign currencies to the initial valuation account. The initial valuation account also comprises the accumulated result on revaluation of financial instruments and gold prior to the change in the accounting policy on 1 January 2007.

The balance on the initial valuation account is recognised in the profit and loss statement to compensate lower remuneration for claims related to the banknote allocation within the Eurosystem as per the coefficients applied in accordance with the decisions of the Governing Council of the ECB for the calculation of the remuneration adjustment for claims related to the banknote allocation within the Eurosystem in the first six years after an NCB joins the Eurosystem (see Note 33). The amount to be recognised in the profit and loss statement for the respective year is calculated by multiplying the balance on the initial valuation account as at 1 January 2016 with the share of the coefficient for calculating the compensation amount for the respective year in the total coefficients (indicated in Note 33) during the transition period when the adjustment amounts for the claims on banknote allocation in the Eurosystem are calculated.

The revaluation reserve for equity instruments has been established to account for the result on revaluation of the BIS shares. The result on revaluation of the BIS shares is not recognised in the profit and loss statement.

24. DERIVATIVE FINANCIAL INSTRUMENTS AND SPOT EXCHANGE RATE CONTRACTS

Latvijas Banka enters into forward and spot exchange rate contracts, currency and interest rate swap arrangements, forward transactions in securities, and interest rate and currency future contracts in order to manage interest rate and currency risks associated with Latvijas Banka's investments. At the end of 2016 and 2015, the contract or notional amounts and book value of the above transactions were as follows:

(in thousands of euro)

	Contract or notional amount		Book value			
			Assets		Liabilities	
	2016	2015	2016	2015	2016	2015
OTC financial derivative and spot exchange rate contracts						
Forward exchange rate contracts and currency swap arrangements	4 864 061	4 384 675	19 451	46 517	33 068	13 217
Spot exchange rate contracts	399 382	359 907	396	560	16	432
Forward transactions in securities	1 453 643	723 093	2 114	299	4 539	447
Interest rate swap arrangements	17 380	16 385	–	185	1	48
Total	x	x	21 961	47 561	37 624	14 144
Traded financial derivative contracts						
Interest rate future contracts	1 102 247	573 263	x	x	x	x
Currency future contracts	189 710	179 512	x	x	x	x

The book value of the OTC financial derivative contracts and spot exchange rate contracts is reported under the balance sheet items "Other assets" or "Other liabilities" (see also Notes 14 and 22). Since settlement has been made for the change in the fair value of future contracts, the change is reported as demand deposits under the respective balance sheet asset item.

MAJOR RISKS AND PRINCIPLES FOR THEIR MANAGEMENT

25. RISK MANAGEMENT

Financial and operational risks are the main risks associated with the activities of Latvijas Banka. Management of Latvijas Banka's risks is organised and implemented according to the Risk Management Policy of Latvijas Banka approved by the Council of Latvijas Banka. Therefore, the Board of Latvijas Banka has established a risk management framework under the basic principles set forth by the Council of Latvijas Banka, which is improved in line with the developments in financial markets and operations of Latvijas Banka as well as changes in external environment. Management of Latvijas Banka's financial and operational risks is reviewed by the Internal Audit Department and is monitored by the Budget Commission of Latvijas Banka, Security Supervision Commission, and Audit Committee, each of which is comprised of Members of the Council of Latvijas Banka.

25.1 Financial risks

Market risk (price, interest rate and currency risks), credit and liquidity risks are the most significant financial risks Latvijas Banka is exposed to in its daily activities.

Latvijas Banka manages financial risks related to its investments in line with the Procedure, adopted by the Council of Latvijas Banka; the basic principles of its investment policy are described in Note 4. Investments are managed by classifying them into different investment portfolios. Parameters for a benchmark reflecting the acceptable level of financial risks and return target are set out for each financial instrument portfolio. The Risk Management Division of the Market Operations Department monitors the investment compliance with the established requirements.

For the purpose of investment management, including management of the related financial risks, the Investment Committee of Latvijas Banka develops an investment management strategy, approves tactical decisions and sets detailed limits for financial risks, as well as oversees the operation of the external managers. The Investment Committee of Latvijas Banka reviews the investment strategy once a quarter, and on a weekly basis receives and reviews reports on and forecasts for developments in financial markets, prepared by financial investment portfolio managers, reports by financial risk managers, and approves the investment management tactical decisions for the forthcoming week. The Market Operations Department informs the Council and the Board of Latvijas Banka about the results of investment management on a regular basis.

Latvijas Banka purchases assets under the PSPP in accordance with the decisions of the ECB's Governing Council. Latvijas Banka makes the purchases and manages financial risks in line with the guidelines of the ECB's Governing Council and the procedure adopted by the Board of Latvijas Banka. Financial risks arising as a result of implementing monetary policy are shared among the euro area NCBS in proportion to their shares in the ECB's capital, except risks associated with the purchases of Latvian government securities carried out by Latvijas Banka under the PSPP.

25.1.1 Market risk

Market risk is exposure to losses due to adverse changes in financial markets (for example, movements in interest rates or exchange rates).

Latvijas Banka is exposed to interest rate risk primarily due to investing in foreign debt securities and interest rate derivatives that are subject to interest rate fluctuations and used within the course of investment management. Latvijas Banka manages interest rate risk by using a modified duration limit set individually for each investment portfolio.

Latvijas Banka's exposure to currency risk is determined by its investment structure. Latvijas Banka manages currency risk by establishing that the benchmark currency is the euro, thus hedging the currency risk, and using tracking error limits in relation to the respective benchmark. Tracking error is calculated as the expected annualised standard deviation of the difference in return between the investment portfolio and the respective benchmark. The aggregate market and credit risk of 1–10 year fixed income securities portfolios, and mortgage-backed securities portfolios (see Note 4) is managed by determining the tracking error limit. Tracking error in 2016 and 2015 is disclosed in Note 28.

For investment portfolios, except for portfolios of borrowed funds, the benchmark currency is the euro. For portfolios of borrowed funds, the benchmark currency structure is formed in compliance with the respective currency. Deviations from the benchmark currency structure give rise to the open currency position. In order to achieve the compliance of open foreign currency positions with the limits, Latvijas Banka hedges the currency risk by using forward exchange rate contracts, currency swap arrangements, and currency future contracts.

The Risk Management Division of the Market Operations Department monitors the compliance of the modified duration, tracking error, and open currency positions with the Procedure adopted by the Council of Latvijas Banka and the related resolutions passed by the Investment Committee of Latvijas Banka.

Latvijas Banka's exposure to market risk (as at the end of 2016 and 2015) is disclosed in Notes 26–28.

25.1.2 Credit risk

Credit risk is exposure to losses resulting from counterparty default. Latvijas Banka's exposure to credit risk results mainly from investments in foreign financial instruments, and as a result of monetary policy operations. Pursuant to the Statute of the ESCB and of the ECB, risks associated with the implementation of monetary policy (if any materialise) are shared among euro area NCBs in proportion to their share in the ECB's capital, except risks associated with the purchases of Latvian government securities carried out by Latvijas Banka under the PSPP.

Latvijas Banka manages exposure to credit risk related to investments made in foreign financial instruments by establishing limits on investments of different credit quality. Credit quality is evaluated on the basis of ratings assigned by the international credit rating agencies Fitch Ratings, Moody's Investors Service, Standard & Poor's, and DBRS. Latvijas Banka is allowed to invest in financial instruments of certain credit quality of the OECD countries, as well as in Latvian government securities. Limits are also set on the maximum investment in financial instruments of the same class and counterparty, as well as in financial instruments of one issuer. Forward transactions in mortgage-backed securities are partly secured with short-term financial instruments. To hedge the credit risk associated with OTC derivative counterparties, Latvijas Banka and the respective counterparties enter into Master Agreements of International Swaps and Derivatives Association, Inc. (ISDA Master Agreement) with Credit Support Annex, and the external managers of mortgage-backed securities portfolios enter with their counterparties into Treasury Market Practices Group (TMPG) Master Securities Forward Transaction Agreements. In order to monitor Latvijas Banka's credit risk exposure associated with its investments, the Risk Management Division of the Market Operations Department monitors compliance with the Procedure, adopted by the Council of Latvijas Banka.

In 2016 and 2015, loans granted to credit institutions in monetary policy operations were secured by securities collateral in compliance with the ECB requirements. The Market Operations Department monitors the adequacy of collateral of the respective loans and its eligibility and compliance with the ECB's requirements on a regular basis, as well as maintains a list of securities issued and held in the Republic of Latvia and eligible for monetary policy operations.

Latvijas Banka's exposure to market risk (as at the end of 2016 and 2015) is disclosed in Notes 30–32.

25.1.3 Liquidity risk

Liquidity risk is associated with a failure to dispose investment in a short time and at a competitive market price. Along with Latvia's participation in the euro area, the need for liquidity as well as the risk associated with a failure to meet liabilities in a timely manner has moderated. Following its investment strategy, Latvijas Banka manages liquidity risk by investing a certain amount of its investments in liquid debt securities issued by international institutions, foreign governments and the corporate sector, short-term deposits with foreign financial institutions and other financial instruments. The liquidity structure of Latvijas Banka's assets and liabilities as at the end of 2016 and 2015 is disclosed in Note 29.

Liquidity risk can be limited by investment diversification. Latvijas Banka manages liquidity risk also by setting limits on the maximum investment in financial instruments of the same class and in financial instruments of the same issuer.

25.2 Operational risks

Operational risks are related to a potential negative impact on Latvijas Banka's operation, reputation or finances resulting from inadequate or erroneous execution of processes, actions on the part of an official or employee of Latvijas Banka, inadequate operation or unavailability of the infrastructure of information systems or an information system or the infrastructure, or external events.

Latvijas Banka's operational risk management is implemented by the Board of Latvijas Banka according to the basic principles defined by the Council of Latvijas Banka. The Board of Latvijas Banka has established the Operational Risk Management Committee of Latvijas Banka to coordinate, on a day-to-day basis, the activities under the operational risk management process and to provide support to the Board of Latvijas Banka on operational risk management issues. The Committee is chaired by a Member of the Board of Latvijas Banka and is composed of the Operational Risk Manager, Information Risk Manager, the Head of the Technical Support Department, and the Head of the Security Department.

The security management of the information and information systems of Latvijas Banka is organised and implemented in accordance with the Information and Information Systems Security Policy of Latvijas Banka approved by Latvijas Banka's Council. In order to ensure confidentiality, access to and integrity of information, information at Latvijas Banka is classified on the basis of its level of confidentiality and accessibility and is protected against its unauthorised processing, use or disclosure. The information systems of Latvijas Banka are classified into levels depending on their impact on the implementation of processes and the confidentiality, integrity and availability requirements regarding the processed information. The owners of Latvijas Banka's information systems in cooperation with the Information Systems Department have established rules for the usage and access rights of the information system, as well as ensure the implementation of risk analysis of the respective information system. The Head of Information Systems Department ensures that the functionality and performance of Latvijas Banka's information system infrastructure complies with the requirements set for the information

systems, as well as the infrastructure's safe and continuous operation. Latvijas Banka conducts, on a regular basis, security risk analysis of information systems and electronically stored information and improves security measures and tools.

The management of Latvijas Banka's business continuity is organised and conducted in accordance with the Business Continuity Management Policy of Latvijas Banka, approved by the Council of Latvijas Banka, abiding by the internationally recognised standards and taking into account the ECB recommendations regarding business continuity management.

Latvijas Banka conducts, on a regular basis, educational sessions for employees on information and information systems security, operational risk management and management of business continuity.

An environment protected against physical hazards is organised and ensured on the premises of Latvijas Banka and during transportation of cash and other valuables in accordance with the Physical Security Policy of Latvijas Banka, adopted by the Council of Latvijas Banka, and other legislative acts of Latvijas Banka regulating the physical security management procedure for Latvijas Banka. Fire training is organised for the staff of Latvijas Banka, and training for the employees of the Security Department to maintain and improve their qualification is organised on a regular basis.

In order to limit the implications of operational risks, Latvijas Banka is insured against a possible impact of certain types of operational risks.

In 2016, operational risks, inter alia risks related to ensuring Latvijas Banka's business continuity, information and information systems, as well as physical security were appropriately managed and did not substantially hamper Latvijas Banka's operation.

26. CURRENCY STRUCTURE

(in thousands of euro)

	EUR	USD	GBP	CAD	JPY	Gold	Other	Total
As at 31 December 2016								
Total assets	11 123 287	2 934 068	277 936	162 661	16 114	234 305	23 934	14 772 305
Total liabilities	14 653 109	78 069	12 299	141	11 794	–	16 893	14 772 305
Net position on balance sheet	–3 529 822	2 855 999	265 637	162 520	4 320	234 305	7 041	0
Net position on financial instruments' off-balance sheet accounts	3 506 985	–2 842 977	–265 516	–165 874	–6 563	–234 323	–7 395	–15 663
Net position on balance sheet and off-balance sheet accounts	–22 837	13 022	121	–3 354	–2 243	–18	–354	–15 663
Net position on balance sheet and off-balance sheet accounts to total assets (%)	–0.2	0.1	0.0	0.0	0.0	0.0	0.0	–0.1
As at 31 December 2015								
Total assets	7 460 510	2 371 111	447 962	195 462	429 391	207 670	6 581	11 118 687
Total liabilities	11 011 323	77 367	18 517	177	11 264	–	39	11 118 687
Net position on balance sheet	–3 550 813	2 293 744	429 445	195 285	418 127	207 670	6 542	0
Net position on financial instruments' off-balance sheet accounts	3 588 618	–2 296 007	–429 807	–193 680	–417 171	–207 686	–10 850	33 417
Net position on balance sheet and off-balance sheet accounts	37 805	–2 263	–362	1 605	956	–16	–4 308	33 417
Net position on balance sheet and off-balance sheet accounts to total assets (%)	0.3	0.0	0.0	0.0	0.0	0.0	0.0	0.3

27. REPRICING MATURITY

The table below reflects the sensitivity of Latvijas Banka's assets, liabilities and off-balance sheet accounts to a change in interest rates. Items reported in this table are stated at carrying amounts, except for interest rate and currency future contracts and forward transactions in securities that are stated at notional amounts and included in off-balance sheet accounts. A nearest contractual interest repricing or residual maturity date to 31 December of the reporting year is used for categorising the items sensitive to a change in interest rates reported in this table.

(in thousands of euro)

	Up to 3 months	3–12 months	1–3 years	3–5 years	Over 5 years	Non- interest bearing items	Total
As at 31 December 2016							
Gold and gold receivables	–	–	–	–	–	234 305	234 305
Claims on non-euro area residents denominated in foreign currency	131 505	116 403	88 249	584 899	1 934 402	236 618	3 092 076
Claims on euro area residents denominated in foreign currency	30 486	3 349	123 019	–	200 139	1 846	358 839
Claims on non-euro area residents denominated in euro	26 570	1 412	26 276	–	79 684	10 622	144 564
Lending to euro area credit institutions related to monetary policy operations denominated in euro	12 500	–	–	244 660	–	–	257 160
Other claims on euro area credit institutions denominated in euro	–	–	–	–	–	9 071	9 071
Securities of euro area residents denominated in euro	–	–	249 983	128 884	5 940 887	–	6 319 754
Intra-Eurosystem claims	–	–	–	–	–	4 195 918	4 195 918
Other assets	10	18	165	828	51 160	108 437	160 618
Total assets	201 071	121 182	487 692	959 271	8 206 272	4 796 817	14 772 305
Banknotes in circulation	–	–	–	–	–	4 150 106	4 150 106
Liabilities to euro area credit institutions related to monetary policy operations denominated in euro	4 191 147	–	–	–	–	–	4 191 147
Other liabilities to euro area credit institutions denominated in euro	720	–	–	–	–	–	720
Liabilities to other euro area residents denominated in euro	209 835	–	–	–	–	2 404	212 239
Liabilities to non-euro area residents denominated in euro	16 767	–	–	–	–	1 121	17 888
Liabilities to euro area residents denominated in foreign currency	159 844	–	–	–	–	–	159 844
Intra-Eurosystem liabilities	5 292 395	–	–	–	–	–	5 292 395
Other liabilities	–	–	–	–	–	294 614	294 614
Capital and reserves	–	–	–	–	–	453 352	453 352
Total liabilities	9 870 708	–	–	–	–	4 901 597	14 772 305
Net position on balance sheet	–9 669 637	121 182	487 692	959 271	8 206 272	–104 780	–
Assets on financial instruments' off- balance sheet accounts	6 217 398	99 611	170 382	211 626	1 296 391	–	7 995 408
Liabilities on financial instruments' off-balance sheet accounts	7 234 395	167 502	122 770	19 494	466 910	–	8 011 071
Net position on balance sheet and off-balance sheet accounts	10 686 634	53 291	535 304	1 151 403	9 035 753	–104 780	–15 663

(continued)

(in thousands of euro)

	Up to 3 months	3–12 months	1–3 years	3–5 years	Over 5 years	Non- interest bearing items	Total
As at 31 December 2015							
Gold and gold receivables	–	–	–	–	–	207 670	207 670
Claims on non-euro area residents denominated in foreign currency	279 286	111 938	693 441	870 040	830 657	164 617	2 949 979
Claims on euro area residents denominated in foreign currency	3 951	–	231 896	286 161	18 805	260	541 073
Claims on non-euro area residents denominated in euro	5 313	25 997	84 825	31 314	22 032	9	169 490
Lending to euro area credit institutions related to monetary policy operations denominated in euro	10 000	–	63 210	190 520	–	–	263 730
Other claims on euro area credit institutions denominated in euro	52	–	–	–	–	2 439	2 491
Securities of euro area residents denominated in euro	32 329	30 502	264 782	514 324	2 173 496	–	3 015 433
Intra-Eurosystem claims	3 687 513	–	–	–	–	115 083	3 802 596
Other assets	907	1 116	8 587	8 521	25 475	121 619	166 225
Total assets	4 019 351	169 553	1 346 741	1 900 880	3 070 465	611 697	11 118 687
Banknotes in circulation	–	–	–	–	–	3 992 436	3 992 436
Liabilities to euro area credit institutions related to monetary policy operations denominated in euro	4 784 410	–	–	–	–	–	4 784 410
Other liabilities to euro area credit institutions denominated in euro	8 830	–	–	–	–	–	8 830
Liabilities to other euro area residents denominated in euro	145 008	–	–	–	–	886	145 894
Liabilities to non-euro area residents denominated in euro	8 584	–	–	–	–	515	9 099
Liabilities to euro area residents denominated in foreign currency	155 228	–	–	–	–	–	155 228
Liabilities to non-euro area residents denominated in foreign currency	478	–	–	–	–	–	478
Intra-Eurosystem liabilities	1 312 104	–	–	–	–	–	1 312 104
Other liabilities	–	–	–	–	–	258 853	258 853
Capital and reserves	–	–	–	–	–	451 355	451 355
Total liabilities	6 414 642	–	–	–	–	4 704 045	11 118 687
Net position on balance sheet	–2 395 291	169 553	1 346 741	1 900 880	3 070 465	–4 092 348	–
Assets on financial instruments' off-balance sheet accounts	5 369 658	83 793	239 720	10 839	511 666	–	6 215 676
Liabilities on financial instruments' off-balance sheet accounts	5 733 023	–	6 797	138 330	304 109	–	6 182 259
Net position on balance sheet and off-balance sheet accounts	–2 758 656	253 346	1 579 664	1 773 389	3 278 022	–4 092 348	33 417

28. TRACKING ERROR

The exposure to aggregate market risk and credit risk of investments, included in 1–3 year fixed income securities and 1–10 year government fixed income securities portfolios and mortgage-backed securities portfolios is characterised by the tracking error, which is measured as the expected annualised standard deviation of the difference in return between the investment portfolio and the respective benchmark (see also Note 25.1). At the end of 2016, the actual (ex-post) tracking error of the 1–10 year fixed income securities portfolios was 25 basis points. At the end of 2015, the actual (ex-post) tracking errors of the 1–3 year fixed income securities portfolios and the 1–10 year government fixed income securities portfolio were 25 basis points and 37 basis points respectively (for changes in investment portfolios, see also Note 4). At the end of 2016 and 2015, the actual (ex-post) tracking errors of the mortgage-backed securities portfolios were 79 basis points and 76 basis points respectively.

The expected (ex-ante) tracking error lay within the following basis point intervals during the year:

	Book value (at the end of the year; in thousands of euro)	Expected tracking error (number of business days)		
		10–39	40–69	70–99
During 2016				
1–10 year fixed income securities portfolios	3 043 063	86	–	–
1–3 year fixed income securities portfolios	–	167	–	–
Mortgage-backed securities portfolios	1 156 594	3	207	43
1–10 year government fixed income securities portfolio	–	167	–	–
During 2015				
1–3 year fixed income securities portfolios	3 561 588	250	–	–
Mortgage-backed securities portfolios	536 233	60	165	25
1–10 year government fixed income securities portfolio	371 829	63	–	–

29. LIQUIDITY STRUCTURE

In the liquidity structure, asset items are reported on the basis of Latvijas Banka's capability to convert them into cash. Liabilities items are reported by their expected settlement date.

	(in thousands of euro)			
	Up to 3 months	Over 3 months	No fixed maturity	Total
As at 31 December 2016				
Assets				
Gold and gold receivables	234 305	–	–	234 305
Claims on non-euro area residents denominated in foreign currency	3 092 076	–	–	3 092 076
Claims on euro area residents denominated in foreign currency	358 839	–	–	358 839
Claims on non-euro area residents denominated in euro	144 564	–	–	144 564
Lending to euro area credit institutions related to monetary policy operations denominated in euro	12 500	244 660	–	257 160
Other claims on euro area credit institutions denominated in euro	9 071	–	–	9 071
Securities of euro area residents denominated in euro	6 319 754	–	–	6 319 754
Intra-Eurosystem claims	14 706	–	4 181 212	4 195 918
Other assets	86 591	–	74 027	160 618
Total assets	10 272 406	244 660	4 255 239	14 772 305
Liabilities				
Banknotes in circulation	–	–	4 150 106	4 150 106
Liabilities to euro area credit institutions related to monetary policy operations denominated in euro	4 191 147	–	–	4 191 147
Other liabilities to euro area credit institutions denominated in euro	720	–	–	720
Liabilities to other euro area residents denominated in euro	212 239	–	–	212 239
Liabilities to non-euro area residents denominated in euro	17 888	–	–	17 888
Liabilities to euro area residents denominated in foreign currency	159 844	–	–	159 844
Intra-Eurosystem liabilities	5 292 395	–	–	5 292 395
Other liabilities	182 050	–	112 564	294 614
Total liabilities	10 056 283	–	4 262 670	14 318 953
Net position on balance sheet	216 123	244 660	–7 431	x

(continued)

(in thousands of euro)

	Up to 3 months	Over 3 months	No fixed maturity	Total
As at 31 December 2015				
Assets				
Gold and gold receivables	207 670	–	–	207 670
Claims on non-euro area residents denominated in foreign currency	2 949 979	–	–	2 949 979
Claims on euro area residents denominated in foreign currency	541 073	–	–	541 073
Claims on non-euro area residents denominated in euro	169 490	–	–	169 490
Lending to euro area credit institutions related to monetary policy operations denominated in euro	10 000	253 730	–	263 730
Other claims on euro area credit institutions denominated in euro	2 491	–	–	2 491
Securities of euro area residents denominated in euro	3 015 433	–	–	3 015 433
Intra-Eurosystem claims	28 931	–	3 773 665	3 802 596
Other assets	93 143	–	73 082	166 225
Total assets	7 018 210	253 730	3 846 747	11 118 687
Liabilities				
Banknotes in circulation	–	–	3 992 436	3 992 436
Liabilities to euro area credit institutions related to monetary policy operations denominated in euro	4 784 410	–	–	4 784 410
Other liabilities to euro area credit institutions denominated in euro	8 830	–	–	8 830
Liabilities to other euro area residents denominated in euro	145 894	–	–	145 894
Liabilities to non-euro area residents denominated in euro	9 099	–	–	9 099
Liabilities to euro area residents denominated in foreign currency	155 228	–	–	155 228
Liabilities to non-euro area residents denominated in foreign currency	478	–	–	478
Intra-Eurosystem liabilities	1 312 104	–	–	1 312 104
Other liabilities	70 819	–	188 034	258 853
Total liabilities	6 486 862	–	4 180 470	10 667 332
Net position on balance sheet	531 348	253 730	–333 723	x

30. SECTORAL STRUCTURE OF ASSETS

	Amount (in thousands of euro)		Proportion (%)	
	2016	2015	2016	2015
European Central Bank	4 195 932	3 802 877	28.4	34.2
Central governments and other governmental institutions	3 830 747	2 863 088	25.9	25.8
Other financial institutions	3 014 455	2 759 574	20.4	24.7
International institutions	2 492 350	260 690	16.9	2.3
Central banks and credit institutions	1 077 208	1 296 377	7.3	11.7
Local governments	84 388	85 998	0.6	0.8
Non-financial corporations	37 419	8 840	0.3	0.1
Unclassified assets	39 806	41 243	0.2	0.4
Total	14 772 305	11 118 687	100.0	100.0

31. ASSETS BY THEIR LOCATION OR THE COUNTERPARTY'S DOMICILE

	Amount (in thousands of euro)		Proportion (%)	
	2016	2015	2016	2015
European Central Bank	4 195 932	3 802 877	28.4	34.2
Euro area countries	4 843 351	3 859 903	32.8	34.7
International institutions	2 492 350	260 690	16.9	2.3
US	1 788 884	1 137 245	12.1	10.2
UK	618 873	731 428	4.2	6.6
Canada	310 337	285 628	2.1	2.6
Other European Union countries	188 658	182 897	1.3	1.6
Japan	65 581	487 442	0.4	4.4
Other countries	268 339	370 577	1.8	3.4
Total	14 772 305	11 118 687	100.0	100.0

32. ASSETS BY CREDIT RATING ASSIGNED TO THE COUNTERPARTY

	Amount (in thousands of euro)		Proportion (%)	
	2016	2015	2016	2015
European Central Bank	4 195 932	3 802 877	28.4	34.2
AAA	4 090 375	2 007 854	27.7	18.1
AA	4 455 291	3 664 525	30.2	32.9
A	1 201 468	1 317 148	8.1	11.8
BBB	529 726	18 938	3.6	0.2
Assets not exposed to credit risk and assets without counterparty credit rating	299 513	307 345	2.0	2.8
Total	14 772 305	11 118 687	100.0	100.0

Based on Standard & Poor's credit ratings or other equivalent credit ratings assigned by other international credit rating agency to the counterparty, the above table show the breakdown of Latvijas Banka's assets as at the end of the reporting period. The rating "AAA" is the highest possible long-term creditworthiness rating, which indicates an extremely strong capacity of the counterparty to meet its financial commitments. The rating "AA" confirms the counterparty's very strong capacity and the rating "A" – the counterparty's strong capacity to meet its financial commitments in the long term. "BBB" is a medium grade considered to be the lowest level of investment-grade rating.

PROFIT AND LOSS STATEMENT NOTES

33. NET INTEREST INCOME

	(in thousands of euro)	
	2016	2015
Interest income	102 982	64 696
Interest on investments	71 342	55 237
Interest on customer deposits	531	164
Interest on monetary policy operations	30 879	8 468
Interest on intra-Eurosystem claims	230	827
Interest expense	-46 181	-19 743
Interest on investments	-45 102	-18 340
Interest on monetary policy operations	-776	-113
Interest on intra-Eurosystem liabilities	-303	-1 290
Net interest income	56 801	44 953

Net interest income was mainly derived from debt securities. In 2016, net interest income increased by 11 848 thousand euro in comparison with 2015. The increase in the amount of securities and investment in higher-yield securities had a positive effect, while a rise in the costs for hedging currency risks resulting from the widening of the spread between the interest rates of the euro and other investment currencies of Latvijas Banka had a negative impact.

Interest income from and interest expense on the intra-Eurosystem claims and liabilities are remunerated by applying the ECB's interest rate on the main refinancing operations and include income from foreign reserves transferred to the ECB and claims on allocation of banknotes in the Eurosystem, as well as expense on liabilities related to TARGET2 settlements.

According to the ECB Governing Council's decision on the allocation of monetary income for first six years following the euro changeover the remunerable part of the claims on banknote allocation in the Eurosystem is

reduced in compliance with a definite coefficient to avoid significant NCB income fluctuations. The adjustment of the reduction of the remunerable part of Latvijas Banka's claims on banknote allocation in the Eurosystem in the course of the six years is as follows:

Reporting year	Coefficient (%)
2014	100.00000
2015	86.06735
2016	70.13472
2017	53.34835
2018	35.98237
2019	18.17225

In 2016, interest income on monetary policy operations increased on account of a lower negative deposit facility rate, higher average daily balance of credit institutions' demand deposits (see Note 16) and the implementation of the PSPP.

The application of the interest on deposits is stipulated in the Guideline of the ECB of 20 February 2014 on domestic asset and liability management operations by the national central banks (ECB/2014/9) (2014/304/EU).

34. REALISED GAINS/LOSSES ARISING FROM FINANCIAL OPERATIONS

	(in thousands of euro)	
	2016	2015
Debt securities	63 540	23 119
Derivative financial instruments	-37 440	-1 524
Foreign exchange transactions	12 439	15 621
Total	38 539	37 216

Gains from the disposal of debt securities increased by 40 421 thousand euro in comparison with 2015, mainly as a result of a fall in the yields, euro area long-term yields in particular, in the first half of 2016, as well as the partial disposal of the long-term fixed income securities portfolio.

The realised result from financial operations was negatively affected by the result on derivative financial instruments posting a decrease of 35 916 thousand euro in comparison with 2015, mostly on account of the result of interest rate future contracts as well as the result of currency future contracts concluded for the purpose of hedging currency risks. In view of Latvijas Banka hedging the risks related to gold price and foreign exchange fluctuations, the negative result of the currency future contracts concluded for the purpose of hedging currency and gold price risk exposure is offset in equal value by the positive revaluation result of the hedged balance sheet items reported under the balance sheet item "Capital and reserves" as the revaluation result of foreign currency and gold, and the realised result on foreign exchange transactions recognised in the profit and loss statement.

In 2015 and 2016, the realised gains on foreign exchange transactions mostly resulted from the recognition of a part of the initial valuation account balance in profit and loss statement (see also Note 23).

35. RECOGNITION OF REVALUATION RESULT ON FINANCIAL ASSETS AND POSITIONS IN PROFIT AND LOSS STATEMENT

	(in thousands of euro)	
	2016	2015
Debt securities	-52 657	-13 371
Foreign currency positions	-72	-214
Interest rate swap arrangements	-	-48
Total	-52 729	-13 633

The revaluation result of several debt securities, foreign currency positions, and interest rate swap arrangements at the end of 2016 and 2015 was negative, and it has been recognised in the profit and loss statement while the positive result on the revaluation of debt securities, foreign currency positions, and interest rate swap

arrangements has been reported under the balance sheet item "Capital and reserves" as the revaluation result of securities, foreign currency, and interest rate swap arrangements (see also Note 23).

The increase in negative result on revaluation of debt securities is related to a rise in yields at the end of 2016.

36. PROVISIONS FOR MARKET RISK AND CREDIT RISK

Financial risks of Latvijas Banka relate primarily to its investments in financial instruments, as well as the implementation of the single monetary policy operations associated with Latvijas Banka's participation in the Eurosystem and sharing of the related risks and financial results. Latvijas Banka's assets are mostly exposed to market risk (interest rate and currency risks) and credit risk (credit rating downgrade and default risks). Latvijas Banka carries out assessment of its financial risks and financial buffers in compliance with the ECB's common methodology for Eurosystem financial risk assessment. According to the methodology for Eurosystem financial risk assessment, the Expected Shortfall measure with confidence level of 99% (ES99%) for a risk horizon of one year is used. ES99% describes the losses determined by the average value of 1% of the most unfavourable simulated profitability scenarios. The above methodology takes account of various market risk and credit risk factors as well as uses historical data and assumptions of the Eurosystem/ESCB's Risk Management Committee. ES99% includes assumptions concerning development of adverse financial market factors, e.g. euro appreciation, interest rate rise, widening of the interest rate spreads, credit rating downgrades. Considering the limitations applied in calculating ES99% and the conservative approach to risk estimates, as well as changes in the investment portfolios of Latvijas Banka, the targeted amount of provisions is 250 000 thousand euro, which is smaller than the estimated ES99%. Review of the targeted amount of provisions takes place on an annual basis; the level of financial risks, the available financial reserves and long-term prospects of the financial market development are taken account of when setting it.

Based on the above risk estimates, in 2016 the Council of Latvijas Banka decided to establish additional provisions in the amount of 86 400 thousand euro (35 300 0 thousand euro in 2015) for market risk and credit risk with regard to investment management transactions of Latvijas Banka. At the end of 2016, the above provisions totalled 136 500 thousand euro. Provisions were raised on account of the overall level of financial risks that increased in 2016 due to higher levels of aggregate investment by Latvijas Banka (see also Note 4) and an increase in the amount of financial instruments with longer modified duration. Moreover, based on the assessment of the overall level of financial risks, as well as the projected amount of income available for accumulating the provisions, in addition to the amount of 56 800 thousand euro, calculated in accordance with the current policy of accumulating provisions in 2016, the provisions have been raised by 29 600 thousand euro, channelling for the above purpose the income related to the partial disposal of the long-term fixed income securities portfolio and merging it with the 10 year fixed income government securities portfolio.

It has been planned to continue accumulating provisions for market risk and credit risk for a longer time period, reaching the targeted amount in the next few years. Provisions for the market risk and credit risk may be reduced when financial risks materialise provided they are not offset against the accumulated revaluation result and other income, as well as when financial risks moderate.

37. INCOME FROM PARTICIPATING INTEREST

Income from participating interest comprises dividends received from the participating interest in the BIS in the amount of 289 thousand euro (305 thousand euro in 2015; see also Note 14.2) and income from the ECB's interim profit distribution for the reporting year and the remainder of the ECB's annual profit of the previous year in the amount of 4 953 thousand euro (3 852 thousand euro in 2015, see also Note 2.27).

38. NET RESULT OF POOLING OF MONETARY INCOME

	(in thousands of euro)	
	2016	2015
Monetary income pooled	-28 871	-10 269
Monetary income received	39 705	35 944
Net result of pooling of monetary income	10 834	25 675

The monetary income received grew on account of an increase in the amount of securities purchased under the PSPP. The increase in monetary income pooled was compensated by a respective increase in interest on monetary policy operations.

39. OTHER OPERATING INCOME

	(in thousands of euro)	
	2016	2015
Revaluation of liabilities for the issued lats banknotes and coins	78 100	–
Income from sale of collector coins	1 686	1 333
Other	1 265	429
Total	81 051	1 762

As a result of revaluation of liabilities for the issued lats banknotes and coins, income increased as the lats banknotes and coins, whose exchange probability is low, are not reported on the balance sheet pursuant to the "Financial Accounting Policy of Latvijas Banka" as amended by the Council of Latvijas Banka in 2016 (see also Note 2.1).

40. REMUNERATION, SOCIAL SECURITY COSTS, AND SOLIDARITY TAX

	(in thousands of euro)	
	2016	2015
Remuneration		
Remuneration of Members of the Council and the Board	–1 581	–1 556
Remuneration of other personnel	–15 603	–15 376
Total remuneration	–17 184	–16 932
Social security costs and solidarity tax	–3 852	–3 518
Total remuneration, social security costs, and solidarity tax	–21 036	–20 450

Remuneration of those Members of the Board of Latvijas Banka who are also Heads of Departments of Latvijas Banka includes remuneration for performance of these duties.

At the end of 2016, the number of employees was 539 (540 at the end of 2015), representing 517 full-time equivalents in 2016 (525 in 2015).

41. BANKNOTE AND COIN ACQUISITION COSTS

	(in thousands of euro)	
	2016	2015
Acquisition of banknotes	–5 741	–
Acquisition of circulation coins	–1 276	–752
Acquisition of collector coins	–266	–1 203
Total	–7 283	–1 955

In 2016, Latvijas Banka paid for the euro banknotes acquired for the purposes of exchanging lats for euro and for replenishing the banknote stocks of the Eurosystem.

42. OTHER OPERATING EXPENSES

	(in thousands of euro)	
	2016	2015
Maintenance and operation of information systems	-3 577	-3 341
Municipal services	-809	-832
Business travel	-576	-622
Maintenance of buildings, territory and equipment	-520	-581
Information and public relations	-267	-235
Telecommunication services and system maintenance	-254	-263
Personnel training	-233	-280
Risk insurance	-221	-252
Acquisition of low value office supplies	-163	-181
Tax on real estate	-160	-149
Transport provision	-71	-79
Event services	-69	-101
Disposal of material values	-18	-20
Other	-353	-342
Total	-7 291	-7 278

Other expenses also comprise the remuneration in the amount of 29 thousand euro paid to KPMG Baltics SIA for the audit of 2016 financial statements of Latvijas Banka (29 thousand euro in 2015).

OTHER NOTES

43. TRANSACTIONS WITH THE LATVIAN GOVERNMENT

Latvijas Banka, whose capital is wholly owned by the Republic of Latvia, carries out transactions with the Treasury, acting as the financial agent of the Latvian government. Performing this function, Latvijas Banka services the Treasury's accounts in euro and foreign currencies. Latvijas Banka is independent in making its own decisions on entering into the above transactions. The Treasury demand deposits are recorded under the balance sheet items "Liabilities to other euro area residents denominated in euro" and "Liabilities to euro area residents denominated in foreign currency".

The interest rates and foreign exchange rates used in the transactions with the Latvian government are market-based according to the ECB's decisions. No commission fees are applied to transactions with the Latvian government.

Pursuant to Guideline of the ECB of 20 February 2014 on domestic asset and liability management operations by the national central banks (ECB/2014/9) (2014/304/EU), Latvijas Banka applies the euro overnight index average (EONIA) rate (it was negative at the end of both 2016 and 2015 (-0.329% and -0.127% respectively) to the amount of the Treasury's deposits in euro up to 200 million euro. As regards the total outstanding amount of the Treasury's settlement accounts in euro and foreign currencies exceeding 200 million euro, Latvijas Banka applies the deposit facility rate set by the ECB (it was negative at the end of both 2016 and 2015 (-0.40% and -0.30% respectively).

At the end of 2016 and 2015, the breakdown of Latvijas Banka's claims and liabilities to the Latvian government were as follows:

	(in thousands of euro)	
	2016	2015
Claims		
Securities held for monetary policy purposes	706 919	472 158
Other securities	48 754	48 468
Accrued interest on debt securities	12 145	10 929
Total claims	767 818	531 555
Liabilities		
Demand deposits in euro	46 710	38 055
Demand deposits in foreign currencies	159 844	155 228
Tax liabilities	159	197
Total liabilities	206 713	193 480

In 2016 and 2015, the breakdown of Latvijas Banka's income and expense related to the Latvian government, as well as Latvijas Banka's profit of the previous reporting year appropriated to the state budget was as follows (see also Notes 22.2 and 23):

	(in thousands of euro)	
	2016	2015
Income (-)/expense and Latvijas Banka's profit appropriated to the state budget		
Interest on debt securities	-2 272	-1 154
Negative interest on government deposits	-85	-57
Recognition of revaluation result on debt securities in profit and loss statement	1 188	412
Taxes	9 943	8 941
Profit appropriated to the state budget	19 524	23 894
Total net expense and Latvijas Banka's profit appropriated to the state budget	28 298	32 036

44. PLEDGED ASSETS

Securities and other financial instruments purchased by Latvijas Banka with the market value of 33 038 thousand euro, as at the end of 2016 (5 778 thousand euro at the end of 2015), have been pledged to provide collateral for forward exchange rate contracts and interest rate and currency future contracts.

45. SECURITIES LENDING

On behalf of Latvijas Banka its agents conclude securities lending transactions, as part of an automated security lending programme, where securities held by Latvijas Banka are lent against cash or other securities collateral. Securities lending transactions provide additional income without any material impact on investment liquidity as the securities lent are readily available to Latvijas Banka. The above agents administer the securities lending transactions and monitor the eligibility of the securities lending transactions and related collateral. The fair value of collateral provided in securities lending transactions is higher than that of the securities lent.

To improve securities market liquidity, Latvijas Banka, simultaneously with other euro area NCBs, lends securities purchased under the PSPP; Latvijas Banka conducts the above lending under the automated security lending programme.

At the end of 2016, the fair value of the securities lent, determined using quoted prices in an active market, was 118 129 thousand euro (53 692 thousand euro at the end of 2015); inter alia, the fair value of securities purchased and lent under the PSPP stood at 11 101 thousand euro at the end of 2016 (7 050 thousand euro at the end of 2015).

Foreign currency cash or securities received in the agent account of Latvijas Banka's automated security lending programme as collateral for securities lending transactions is not recognised in Latvijas Banka's balance sheet (see also Note 2.13).

46. CONTINGENT LIABILITIES AND COMMITMENTS

The uncalled portion of the BIS shares held by Latvijas Banka is 75% of their nominal value; these shares are callable following a respective decision of the BIS Board. At the end of 2016, the uncalled portion of the BIS shareholding was 4 013 thousand SDR (5 115 thousand euro; 4 013 thousand SDR (5 108 thousand euro) at the end of 2015; see also Note 14.2).

At the end of 2016, Latvijas Banka had issued euro collector coins, lats collector coins and precious metal circulation coins in the nominal value of 6 529 thousand euro (5 787 thousand euro at the end of 2015). These coins may be represented to Latvijas Banka at a nominal value. In the opinion of management of Latvijas Banka, the probability that Latvijas Banka will be required to repurchase these coins from their holders is considered low and no provisions have been made.

At the end of 2016, Latvijas Banka had issued lats banknotes and coins with the face value of 129 906 thousand euro (135 526 thousand euro at the end of 2015), reported on the balance sheet in the amount of 51 806 thousand euro (135 526 thousand euro at the end of 2015). Pursuant to the Law on the Procedure for Introducing the Euro, the period for exchanging the lats cash to the euro at Latvijas Banka is unlimited. In the opinion of the management of Latvijas Banka, the probability that Latvijas Banka would be required to exchange lats banknotes and coins in the amount of 78 100 thousand euro at face value, is low.

In 2015, the Eurosystem's TARGET2-Securities platform was launched enabling the central securities depositories and NCBs to provide cross-border securities settlement services. Latvijas Banka is carrying out preparations for migration of securities market participants in Latvia to TARGET2-Securities platform in 2017 and shares its costs together with other NCBs. Latvijas Banka plans to contribute approximately 1.3 million euro in 2017–2020. TARGET2-Securities platform is expected to operate on a full cost-recovery basis and income from commission fees in the medium term will cover its costs.



KPMG Baltics SIA
Vesetas iela 7
Riga, LV-1013
Latvia

Telephone +371 67038000
Telefax +371 67038002
kpmg.com/lv

Independent Auditors' Report

To the Council of Latvijas Banka

Our Opinion on the Financial Statements

We have audited the accompanying financial statements of Latvijas Banka ("the Bank") set out on pages 3 to 47, which comprise:

- the balance sheet as at 31 December 2016,
- the profit and loss statement for the year then ended,
- the statement of total recognised gains and losses for the year then ended,
- the notes to the financial statements, which include a summary of principal accounting policies and other explanatory notes.

In our opinion, the accompanying financial statements give a true and fair view of the financial position of Latvijas Banka as at 31 December 2016, and of its financial performance for the year then ended in accordance with the Guideline (EU) 2016/2249 of the European Central Bank of 3 November 2016 on the legal framework for accounting and financial reporting in the European System of Central Banks (ECB/2016/34), 'Financial Accounting Policy of Latvijas Banka' approved by the Council of the Bank, and the requirements of the Law 'On Latvijas Banka' governing financial reporting.

Basis for Opinion

In accordance with the 'Law on Audit Services' of the Republic of Latvia we conducted our audit in accordance with International Standards on Auditing (ISAs). Our responsibilities under those standards are further described in the *Auditors' Responsibility for the Audit of the Financial Statements* section of our report.

We are independent of the Bank in accordance with the International Ethics Standards Board for Accountants' Code of Ethics for Professional Accountants (IESBA Code) and independence requirements included in the 'Law on Audit Services' of the Republic of Latvia that are relevant to our audit of the financial statements. We have also fulfilled our other professional ethics responsibilities and objectivity requirements in accordance with the IESBA Code and the 'Law on Audit Services' of the Republic of Latvia.

We believe that the audit evidence we have obtained is sufficient and appropriate to provide a basis for our opinion.

Responsibilities of Board and Those Charged with Governance for the Financial Statements

The Board of the Bank is responsible for the preparation of the financial statements that give a true and fair view in accordance with the Guideline (EU) 2016/2249 of the European Central Bank of 3 November 2016 on the legal framework for accounting and financial reporting in the European System of Central Banks (ECB/2016/34), "Financial Accounting Policy of Latvijas Banka" approved by the Council of the Bank, and the requirements of the Law "On Latvijas Banka" governing financial reporting. The Board of the Bank is also responsible for such internal control as the Board of the Bank determines is necessary to enable the preparation of financial statements that are free from material misstatement, whether due to fraud or error.



Based on the law “On Latvijas Banka”, the Board of the Bank is responsible for the preparation of the financial statements using the going concern basis of accounting.

Those charged with the Bank’s governance are responsible for overseeing the Bank’s financial reporting process.

Auditors’ Responsibility for the Audit of the Financial Statements

Our audit objectives are to obtain reasonable assurance about whether the financial statements as a whole are free from material misstatement, whether due to fraud or error, and to issue an auditors’ report that includes our opinion. Reasonable assurance is a high level of assurance, but is not a guarantee that an audit conducted in accordance with ISAs will always detect a material misstatement when it exists. Misstatements can arise from fraud or error and are considered material if, individually or in the aggregate, they could reasonably be expected to influence the economic decisions of users taken on the basis of these financial statements.

As part of an audit in accordance with ISAs, we exercise professional judgment and maintain professional scepticism throughout the audit. We also:

- Identify and assess the risks of material misstatement of the financial statements, whether due to fraud or error, design and perform audit procedures responsive to those risks, and obtain audit evidence that is sufficient and appropriate to provide a basis for our opinion. The risk of not detecting a material misstatement resulting from fraud is higher than for one resulting from error, as fraud may involve collusion, forgery, intentional omissions, misrepresentations, or the override of internal control.
- Obtain an understanding of internal control relevant to the audit in order to design audit procedures that are appropriate in the circumstances, but not for the purpose of expressing an opinion on the effectiveness of the Bank’s internal control.
- Evaluate the appropriateness of accounting policies used and the reasonableness of accounting estimates and related disclosures made by management.
- Conclude on the appropriateness of management’s use of the going concern basis of accounting and, based on the audit evidence obtained, whether a material uncertainty exists related to events or conditions that may cast significant doubt on the entity’s ability to continue as a going concern. If we conclude that a material uncertainty exists, we are required to draw attention in our auditors’ report to the related disclosures in the financial statements or, if such disclosures are inadequate, to modify our opinion. Our conclusions are based on the audit evidence obtained up to the date of our auditors’ report. However, future events or conditions may cause the entity to cease to continue as a going concern.
- Evaluate the overall presentation, structure and content of the financial statements, including the disclosures, and whether the financial statements represent the underlying transactions and events in a manner that achieves a fair presentation.



We communicate with those charged with the Bank's governance regarding, among other matters, the planned scope and timing of the audit and significant audit findings, including any significant deficiencies in internal control that we identify during our audit.

KPMG Baltics SIA
Licence No. 55

A handwritten signature in blue ink, appearing to be 'A. Movsisjana', written in a cursive style.

Armine Movsisjana
Chairperson of the Board
Latvian Certified Auditor
Certificate No. 178
Riga, Latvia
10 March 2017